


16



www.alfatest.com.tr

TESTING EQUIPMENT



SECTION CODE

G	General
B	Concrete
UTM	Steel Rebar Testing
C	Cement
AG	Aggregate
T	Soil
A	Asphalt
RM	Rock Mechanics
M	Mining Coal Iron & Steel
GL	Lab Tools
ML	Mobile Laboratory



Standards

Section Name

Equipment Name

ALFA Logo

LABORATORY OVEN (G-030)
EN 932:5 • ASTM C 127 • BS-1377



SUPPLIED WITH

- Adjustable shelves (additional shelves can be ordered)
- Digital Thermometer & Indicator
- Overheat Thermostat
- Pilot Lamp

TECHNICAL SPECIFICATIONS

- Digital Thermometer & Indicator fitted With overheat thermostat
- Temp. rise: 200 °C (PID control)
- Interior material: Stainless Steel
- Exterior: Powder Coated or Stainless Steel
- Insulated with thick mineral wool
- Forced convection airflow
- Power Supply: 220-240 V / 50 Hz

Equipment Photo

Equipment Name

Equipment Supplements/Accessories



ALFA

LABORATORY OVEN (G-030) EN 10325 • ASTM C 127 • BS-1377



G-030 120 Liters - Aluminum



G-030 120 - Stainless Steel Exterior

Capacity	Capacity	# of Doors	# of Shelves	# of Fans	External Dimensions (± 3 mm)	Internal Dimensions (± 3 mm)	Approximate Weight (kg)
120	120 Lt.	1	2	1	75 x 64 x 62 (H)	50 x 45 x 50 (H)	67
180	250 Lt.	1	2	2	82 x 70 x 127 (H)	50 x 45 x 100 (H)	90
250	250 Lt.	2	2	2	119 x 70 x 76 (H)	100 x 45 x 50 (H)	105
350	410 Lt.	1	3	3	98 x 82 x 126 (H)	58 x 56 x 107 (H)	122.5
450	600 Lt.	1	3	3	-	-	-
600	1000 Lt.	2	3	4	-	-	-

Page Number



ALFA Website



Section Color



Technical Specifications

CERTIFICATES



- ISO CERTIFICATE
- CE CERTIFICATE

ALFA has a fundamental commitment to ensuring that all customers receive the highest quality products and services. Our company holds a rigorous quality management system of EN ISO 9001:2008 certificate to ensure that the customer's requirement are always met.

The certificate confirms that each single step of the manufacturing process, from purchasing to the final process of assembling, testing and packing is elaborately and rigorously controlled to meet the international standards.





WORLDWIDE

● COUNTRIES WE EXPORT TO



Afghanistan
 Albania
 Algeria
 Angola
 Argentina
 Armenia
 Azerbaijan
 Bahrain
 Belarus
 Bolivia
 Bosnia and Herzegovina
 Botswana
 Bulgaria
 Cameroon
 Chechen Republic
 Chile
 Colombia
 Congo
 Croatia
 Cyprus
 Denmark
 Djibouti
 Dominican Republic

Egypt
 England
 Ethiopia
 France
 Gabon
 Georgia
 Germany
 Ghana
 Greece
 Guinea
 India
 Iran
 Iraq
 Ireland
 Italy
 Jordan
 Kazakhstan
 Kenya
 Kiribati
 Kosovo
 Kuwait
 Kyrgyzstan
 Lebanon

Libya
 Macedonia
 Malaysia
 Mauritania
 Mecodonia
 Mexico
 Moldova
 Mongolia
 Montenegro
 Morocco
 Nakhchivan Republic
 Niger
 Nigeria
 Oman
 Pakistan
 Palestine
 Panama
 Peru
 Poland
 Qatar
 Romania
 Russian Federation
 Saudi Arabia

Scotland
 Serbia
 Seychelles
 South Africa
 South Sudan
 Spain
 Sudan
 Sweden
 Syria
 Tajikistan
 Tanzania
 Tunisia
 Turkey
 Turkmenistan
 Uganda
 Ukraine
 United Arab Emirates
 United States of America
 Uzbekistan
 Venezuela
 Yemen

WHO WE ARE



● WHO WE ARE

Since its establishment in 1972, ALFA has been manufacturing testing equipment for concrete, cement, aggregates, soil, asphalt, rock, and steel. ALFA has been the leader in customer support, product quality, production excellence, and capacity, in the region and most of the world's countries. We applied over 43 years of experience in the material testing business and have been putting it in an achievement in every aspect of marketing, Research and Development, customer services, installations and after sale services.

Today, ALFA logo is known as, quality, assurance, integrity and reliability in the world market with professional attitude, work ethic and trust. It was both hard work and the experience throughout the years that developed our attitude.

With its guaranteed quality, customer support, fast delivery time and after sale support, ALFA has been exporting products to more than 90 countries all over the world.





REAL MANUFACTURER

● REAL MANUFACTURER

We have around 60 employees at our state-of-the-art facility and our experienced staff uses only the highest quality parts when they manufacture any of our high quality products. Unlike other companies, ALFA manufactures 97% of its products' lines, in this catalogue. ALFA uses the best parts, have experienced workers, engineers top on their class, and excellent quality control management.

Everyone put the highest effort to manufacture, deliver and support the customers for our quality assurance, at their part. At ALFA, we take 100% responsibility of each and every step that taken to deliver the best and high quality products to our customers all around the World.





RESEARCH AND DEVELOPMENT

● RESEARCH AND DEVELOPMENT

The test material equipment market is constantly flourished, by the demand of the market, new technologies and international standards.

Therefore, extreme resources have been invested in our computerized design and development facilities. ALFA has been recognizing the new challenges and offers advanced solutions for testing materials in laboratories and on site.

To maintain the high quality standards with which its products have to comply, ALFA pays great attention to in-house control of key technologies. The products offered by ALFA are designed, manufactured and assembled completely in house at ALFA plant in a CAD environment with extensive use of CNC machining and modern factory equipment.

Special thanks goes to our R&D department for the endless effort they've been putting to keep ALFA an industry leader.





PRODUCTION, DELIVERY,
CUSTOMER SERVICE

● PRODUCTION AND DELIVERY

One of our primary goals is to ensure and deliver the highest quality products with lowest possible cost to our customers.

With constantly monitoring the market and technology, ALFA expended the production line to more than 600 products.

A very important benefit doing business with ALFA is the fact that we keep stock to dispatch, making sure to assure the shortest delivery time.

● CUSTOMER SERVICE AND AFTER-SALE SUPPORT

ALFA is a key player in the industry supporting clients before and after the sale, including:

- Meeting customer requirements to deliver the product and its accessories on time,
- Working with customers on-site to maximize their return on investment,
- Providing technical assistance and fast installation by our professional technicians,
- Quick replacement due to stock capacity,
- Although our products don't require much repair due to its high quality components, However, in need of any repair, our experienced technicians are available for help and travel.
- Laboratory setup consultation if needed,
- Architectural design assistance for the laboratory,





EXHIBITION



● EXHIBITION

Customer contact:

Exhibitions provide excellent venues for initiating contacts with new customers and developing new trade leads. Equally important they enable us to maintain and renew contacts with our existing valued customers.

Product and Service Launch Platforms:

Live presentations and demonstrations of our products and services speak for themselves, accelerating the selling process and generating new leads.

Marketing Communications:


Exhibitions focus media attention to our company and to our products. Public relations efforts can be focused to raise the profile of our company image and brand name.





REFERENCES





■ ENKA-BECHTEL JV

- Project : Gerede-Ankara and Ankara Peripheral Motorway
- Location : Ankara - TURKEY
- Year : 1992



■ ODEBRECHT – TAV – CCC JV

- Project : New Tripoli International Airport
- Location : Tripoli - LIBYA
- Year : 2008



■ MAKYOL - CENGİZ JV

- Project : Erbil International Airport
- Location : Erbil, KRG - IRAQ
- Year : 2004



■ NUROL

- Project : Baghdad Sadr City Stadium
- Location : Baghdad - IRAQ
- Year : 2012



■ AYHANLAR HOLDING

- Project : Formula 1 Istanbul Racing Circuit
- Location : Istanbul - TURKEY
- Year : 2005



■ SAUDI BINLADIN GROUP

- Project : King Abdullah Economic City
- Location : Makka - SAUDI ARABIA
- Year : 2012



■ YÜKSEL

- Project : Kora-Shaqlawa-Qandeel Highway
- Location : KRG - IRAQ
- Year : 2010



■ **IMPREGILO - STFA JV**

- Project : FSM Bridge
- Location : FSM Bridge in Istanbul, connecting Europe and Asia
- Year : 1988



■ **KUANTA CONSTRUCTION**

- Project : Mafia Airport
- Location : Mafia Island - TANZANIA
- Year : 2012



■ **OHL**

- Project : Railway between Annaba and Ramdane Djamel
- Location : ALGERIA
- Year : 2009



■ **DOĞUŞ**


- Project : Sofia Metro Project
- Location : Sofia - BULGARIA
- Year : 2009



ENKA

■ **ENKA**

- Project : Donbass Arena - FC Shakhtar Donetsk Stadium
- Location : Donetsk - UKRAINE
- Year : 2006



DORCE
FİŞİP İNŞAAT VE İYİLEŞTİRME İÇİŞİMLERİ VE İNŞAAT İŞLERİ TİCARET LİMİTED ŞİRKETİ

■ **DORCE**

- Project : Basra Housing Complex
- Location : Basra - IRAQ
- Year : 2013



CENGİZ
HOLDİNG

mapa
inşaat ve ticaret a.ş.

Limak

KOLİN

kalyon

■ **İGA İSTANBUL GRAND AIRPORT : CMLKK JOINT-VENTURE**

- Project : Istanbul Grand Airport
- Location : Istanbul - TURKEY
- Year : 2015



■ **77 CONSTRUCTION**

- Project : Cas Apron Expansion - Bagram Airfield, Afghanistan
- Location : Bagram Airfield - AFGHANISTAN
- Year : 2010




■ **MASS GROUP HOLDING**

- Project : Al-Shamal Cement Factory
- Location : Atbara - SUDAN
- Year : 2007




■ **ENKA**

- Project : Ramstore
- Location : Moscow - RUSSIAN FEDERATION
- Year : 2004



■ **ALARRABI CONSTRUCTION**

- Project : Makka - Almadina Railway
- Location : Between Makka and Almadina - SAUDI ARABIA
- Year : 2009



GENERAL

24 - 45



CONCRETE

46 - 79



STEEL REBAR TESTING

80 - 89



CEMENT

90 - 105



AGGREGATE

106 - 125



SOIL

126 - 171



ASPHALT

172 - 195



ROCK MECHANICS

196 - 201



MINING | COAL | IRON 202 - 225



LAB TOOLS

226 - 245



MOBILE LAB


246 - 249



INDEX

250 - 268

GENERAL



INDEX

GENERAL


Item	Code	Page
Laboratory Oven	G-030	27
Climatic Chamber	G-035	30
Microwave Oven	G-030/MW	30
Muffle Furnace	G-050	31
Water Distillation Unit	G-045	32
Water Bath	G-040	33
Sieve	B-040	34
Sieve Shaker	B-041	36
Electromechanical Sieve Shaker	B-041/SV	37
Multi-Deck Grading Machine	M-042	37
Platform Scale	EB	38
Mechanical Balance	MT	38
Electronic Balance	ET	39
Electronic Balance	HT	39
Density Basket	TS-105	40
Cradle	TS-106	40
Specific Gravity Frame	TS-100	41
Sample Splitter	G-080	42
Universal Sample Splitter	G-081	43
Load Ring	LR	44
Dial Indicator	DI	44
Load Cell	LC	45



LABORATORY OVEN (G-030)

EN 932:5 • ASTM C127 • BS 1377

- Used for drying, conditioning and moisture determination.
- Equipped with a digital thermostat and an indicator with range of ambient to 200°C (392°F) fitted with overheat thermostat to prevent accidental over-temperature and to provide a safe working environment.
- Maximum temperature is regulated with the Proportional Integral Derivative (PID) control and goes to a maximum set value.
- Internal chamber is made of stainless steel and the exterior surface of the oven is powder coated (available in stainless steel). Mineral wool is used in between the internal chamber and the outer cabinet for insulation.
- Exhaust holes for moisture discharge and fast cooling.
- Air circulating fan provides forced convection airflow for uniformity of internal temperature mounted on the back wall.
- Supplied with grid shelves which allows air-flow that can be easily adjusted and/or removed.



LABORATORY OVEN (G-030)

EN 932:5 • ASTM C127 • BS 1377



G-030/400 - Powder Coated Exterior



G-030/250 - Powder Coated Exterior

● SUPPLIED WITH

- Two Adjustable shelves (additional shelves can be ordered)
- Digital Thermostat & Indicator
- Overheat Thermostat
- Pilot light heat indicator

● TECHNICAL SPECIFICATIONS

- Digital Thermostat & Indicator Fitted With overheat thermostat
- Temp max : 200 °C (392 °F) (PID control)
- Interior chamber : Stainless Steel
- Exterior : Powder Coated or Stainless Steel
- Insulation : Thick mineral wool
- Airflow : Forced convection
- Power Supply : 220 - 240 V / 50 or 60 Hz (110 V / 60 Hz is also available)

LABORATORY OVEN (G-030)
 EN 932:5 • ASTM C127 • BS 1377



G-030/250-2 (2 Doors - Horizontal)



G-030/120 - Stainless Steel Exterior

Code	Capacity	# of Doors	# of Shelves	# of Fans	External Cabinet Dimensions (W x L x H)	Internal Chamber Dimensions (W x D x H)	Approximate Weight	Power
G-030/120	112.5 lt 4 cu. ft.	1	2	1	75 x 64 x 62 (h) cm 29.5" x 25.2" x 24.5"	50 x 45 x 50 (h) cm 19.6" x 17.7" x 19.6"	67 kg 148 lb	800 Watts
G-030/250	225 lt 8 cu. ft.	1	2	1	70 x 70 x 127 (h) cm 27.5" x 27.5" x 50"	50 x 45 x 100 (h) cm 19.6" x 17.7" x 39.2"	90 kg 198 lb	1200 Watts
G-030/250-2	225 lt 8 cu. ft.	2	2	2	119 x 70 x 76 (h) cm 47" x 27.5" x 30"	100 x 45 x 50 (h) cm 39.2" x 17.7" x 39.2"	105 kg 232 lb	1200 Watts
G-030/400	400 lt 14 cu. ft.	1	2	2	98 x 82 x 126 (h) cm 38.5" x 32" x 49.6"	68 x 56 x 107 (h) cm 26.8" x 22" x 42"	130 kg 285 lb	1200 Watts

CLIMATIC CHAMBER (G-035)

- Used to subject the samples to a specific temperature and humidity.
- Inside chamber is made of stainless steel
- Cabinet is supplied with temperature control by a digital thermostat and the humidity inside the chamber can be controlled through the digital control panel.
- Supplied with adjustable shelves
- Equipped with circulating fan to assure homogeneous conditions through the inner chamber



Climatic Chamber (G-035)

TECHNICAL SPECIFICATIONS

- Capacity : 225 lt
- Made of Stainless Steel
- Temperature Range : -10 °C to +60 °C
- Humidity Range : 20% to 95%
- Equipped with
 - Digital PID Thermo-Controller
 - Air Circulation Fan providing airflow
- Supplied with adjustable shelves (2 ea) *(Additional shelves can be ordered)*
- Power Supply: 220 - 240 V / 50 or 60 Hz (110 V / 60 Hz is also available)

MICROWAVE OVEN (G-030/MW)

- Used to heat/dry the materials by electromagnetic radiation causing the polarized molecules to rotate and build up thermal energy.
- Provides efficient and quick heat.



Microwave Oven (G-030/MW)

TECHNICAL SPECIFICATIONS

- Heat/dry using electromagnetic radiation.
- Quick heating process.

■ MUFFLE FURNACE (G-050)

- Used for high temperature heating and drying.
- Supplied with Proportion Integral Derivative (PID) temperature control.
- Covers a range of temperature from ambient to a desired temperature. The front loading to the furnace and the double coating provides easy access and cooler exterior surface.
- Heating elements are supported on ceramic tubes. Important advantage of this is that the element change is very easy and economic.
- Low thermal mass insulation leads to a very impressive heat up rate as well as efficient insulation.
- Door is provided with a safety lock that isolates the power once it is opened.



Muffle Furnace (G-050)

● TECHNICAL SPECIFICATIONS

- Digital Thermostat and Indicator
- Temperature control by PID
- Power Supply: 220 - 240 V / 50 or 60 Hz (110 V / 60 Hz is also available)

Code	Max Temperature	Capacity
G-050/10	1000 °C	3 lt
G-050/11	1100 °C	6 lt
G-050/12	1200 °C	5 lt

■ WATER DISTILLATION UNIT (G-045)

- Used to distill water for laboratory purposes with a capacity of 3 liters per hour
- The inner chamber is made of stainless steel
- The exterior casing is made of aluminum with stoved enamel finish
- Equipped with a built-in manometer for pressure control on the input water



Water Distillation Unit (G-045)

● TECHNICAL SPECIFICATIONS

- 3 lt of distilled water output capacity per hour
- Stainless steel cylinder heater
- Internal structure made of stainless steel
- Outer casing made of aluminium with stoved enamel finish
- Input water pressure controlled by built-in manometer
- Thermostatical safety system

WATER BATH (G-040)

EN 12697:34 • ASTM D1559 • ASTM D5581 • AASHTO T245

- Used to cure specimens at constant temperature.
- Exterior is made of powder coated steel and the interior tank and the cover are corrosion-resistant stainless steel.
- Supplied with perforated stainless steel shelf which stands at the bottom of the tank to ensure uniform temperature.
- Equipped with digital thermoregulator with range of ambient to 82°C (180°F) and pilot light heat indicator.
- The tank is insulated from the outer cabinet with thick mineral wool to reduce thermal loss and to help maintain constant temperature.
- Available in 2 different capacities and with/without water circulation options.



Water Bath (G-040/30)



Water Bath (G-040/60)

SUPPLIED WITH

- Digital Thermostat & Indicator
- Stainless Steel Cover
- Base Shelf
- Pilot Lamp

TECHNICAL SPECIFICATIONS

- Digital Thermostat & Indicator
- Interior Stainless Steel
- Water circulation is optional (to be specified at the time of order)
- Power Supply: 220 - 240 V / 50 or 60 Hz (110 V / 60 Hz is also available)

Code	External Dimensions (± 1 cm)	Internal Dimensions (± 1 cm)	Volume	Approximate Weight (kg)
G-040/30	12" x 20" x 8" 305 x 508 x 203 mm	13-¾" x 21-½" x 15" 350 x 550 x 380 mm	7.93 gallons 30 liters	15
G-040/60	20" x 24-½" x 8" 508 x 622 x 203 mm	21-½" x 31-½" x 15" 550 x 800 x 380 mm	15.85 gallons 60 liters	30

SIEVE (B-040)
 ISO 3310:1 • ASTM E11 • BS 410

- All Sieves are made of stainless steel woven wire and frame that meet international specifications.
- The sieve aperture is clearly marked on the metallic label.
- Our sieves are of the highest quality to ensure consistent fit, accurate, specifications and durable construction.
- The sieves are available in two diameters (200 mm) and (300 mm).
- Cover and pan should be ordered separately.



Sieves (B-040)



TECHNICAL SPECIFICATIONS

- Frame and mesh made of stainless steel
- Aperture marked on a metal label
- Available in (Ø 200 mm) and (Ø 300 mm)

Code	Diameter (mm)	Dimensions (± 1 cm)
B-040/08	ø 200	24 x 24 x 8 (h)
B-040/12	ø 300	34 x 34 x 11 (h)

● PARTICLE SIZE CONVERSION TABLE

ISO/BS	ASTM
75.00	3"
63.00	2 1/2"
56.00	-
53.00	2.12"
50.00	2"
45.00	1 3/4"
40.00	-
37.50	1 1/2"
31.50	1 1/4"
28.00	-
26.50	1.06"
25.40	1"
25.00	-
22.40	7/8"
20.00	-
19.00	3/4"
16.00	5/8"
14.00	-
13.20	0.530"
12.50	1/2"
11.20	7/16"
10.00	-
9.50	3/8"
8.00	5/16"
7.10	-
6.70	0.265"
6.30	1/4"
5.60	3.5
5.00	-
4.75	4
4.00	5
3.35	6
3.15	-
2.80	7
2.50	-
2.36	8
2.00	10

ISO/BS	ASTM
1.70	12
1.60	-
1.40	14
1.25	-
1.18	16
1.00	18
0.850	20
0.800	-
0.710	25
0.630	-
0.600	30
0.500	35
0.425	40
0.400	-
0.355	45
0.315	-
0.300	50
0.250	60
0.212	70
0.200	-
0.180	80
0.160	-
0.150	100
0.125	120
0.106	140
0.100	-
0.090	170
0.080	-
0.075	200
0.063	230
0.053	270
0.050	-
0.045	325
0.040	-
0.038	400
0.025	-

SIEVE SHAKER (B-041)

- Operated by electrical motor which provides a more elaborated and standardized sieving to ensure accurate results and eliminate personal errors involved in sieving.
- Accepts up to eight full height sieves.
- The shaker is available in two sizes:
 - (B-041/200) shaker that can be used for (20 cm) sieves
 - (B-041/300) shaker that can be used for (20 cm) and (30 cm) sieves
- Light weight, quiet operation, compact and portable design, fast clamping.
- Built-in timer (60 min) is incorporated to set the duration time.
- Sieves, pan and lid must be ordered separately



Sieve Shaker (B-041)

TECHNICAL SPECIFICATIONS

- Lightweight
- Quiet Operation
- Compact and portable
- Fast Clamping
- Built in Timer (60 min)
- Power Supply: 220 - 240 V / 50 or 60 Hz (110 V / 60 Hz is also available)

Code	Dimensions (cm)	Approximate Weight (kg)
B-041/20	Dia: 32 / h: 73	20
B-041/30	Dia: 42 / h: 73	35

■ ELECTROMECHANICAL SIEVE SHAKER (B-041/SV)

- Performs perfect sieving by having double-actions:
 - Swinging motion
 - Vibration motion
- The machine is capable of applying both motions at the same time (or one of the two)
- Suitable for both dry and wet sieving
- Automatic timer built-in for sieving time



● TECHNICAL SPECIFICATIONS

- Performs perfect sieving by having double-actions:
 - Swinging motion
 - Vibration motion
- Available for:
 - Ø 200 mm B-041/SV-20
 - Ø 300 mm B-041/SV-30
 - Ø 450 mm B-041/SV-45
- Power Supply: 220 - 240 V / 50 or 60 Hz (110 V / 60 Hz is also available)

■ MULTI-DECK GRADING MACHINE (M-042)

- Used specially in mining labs where large quantities of sieving is required.
- Two sieves with decks, each of 300 x 500 mm size, and the openings are 10 mm and 5 mm unless otherwise specified during the order.
- Plastic boxes, as collectors, are supplied for each deck.



● TECHNICAL SPECIFICATIONS

- Equipped with pan at the bottom.
- Adjustable sieving angle.
- Equipped with powerful vibrating motor.
- Power Supply: 380 V (3 phase)

PLATFORM SCALE (EB)

- The equipment frame and design is robust and strong.
- The scale has taring option.
- Available in 2 types depending on their capacity and readability.



Platform Scale (EB)

TECHNICAL SPECIFICATIONS

- Strong and robust
- Push button taring facility
- Power Supply: 220 - 240 V / 50 or 60 Hz (110 V / 60 Hz is also available)

Code	Capacity (kg)
EB-060	60
EB-150	150
EB-300	300

MECHANICAL BALANCE (MT)

- Available in three types depending on their capacity and readability.
- The balance can be used in laboratory and in field.



Mechanical Balance (MT-0310)

Code	Capacity (g)	Readability (g)
MT-20	20000	1.00
MT-2610	2610	0.10
MT-0310	310	0.01



Mechanical Balance (MT-2610)

● ELECTRONIC BALANCE

- The balance has capacity ranges from 30 kg to 200 g and with accuracy from 0.5 g to 0.001 g depending on the type and the purpose of it.
- Supplied with rechargeable batteries allowing the balance to be used in laboratory and in field.
- Provided with under weighing mechanism.



Electronic Balance

● TECHNICAL SPECIFICATIONS

- Rechargeable battery
- Used both in labs and insitu
- Taring Facility
- Under Weighing mechanism

Code	ET-30K	ET-15K	ET-06K	ET-03K	ET-600	HT-30K	HT-06K	HT-03K	HT-600	HT-200
Capacity	30 kg	15 kg	6 kg	3 kg	600 g	30 kg	6 kg	3 kg	600 g	200 g
Readability	0.5 g	0.2 g	0.1 g	0.05 g	0.01 g	0.1 g	0.01 g	0.01 g	0.001 g	0.1 mg

■ DENSITY BASKET (TS-105)

- The basket is made from stainless steel.
- The diameter of the basket is 200 mm.
- Supplied as a complete piece with handle.



Density Basket (TS-105)

■ CRADLE (TS-106)

- Made of stainless steel.
- Can be used instead of the basket to hold the specimen



Cradle (TS-106)

■ SPECIFIC GRAVITY FRAME (TS-100) ASTM C127

- The frame can be used to determine the specific gravity of solid materials (concrete, aggregate .. etc)
- The system consists of a highly rigid frame, incorporating moving platform on its lower part, water tank and a density basket.
- The balance should be ordered separately.



Specific Gravity Frame (TS-100)

● SUPPLIED WITH

- Moving Platform (TS-100/MP)
- Water Tank (TS-100/WT)
- Cradle (TS-106)

● TECHNICAL SPECIFICATIONS

- Can be used for specific gravity determination
- Balance should be ordered separately

Code	Dimensions (± 1 cm)	Weight (kg)
TS-100	57 x 46 x 105 (h)	28
TS-105	Dia: 20 / h: 73	0.8

SAMPLE SPLITTER (G-080)
 ASTM C136 • AASHTO T27 • EN 933:3

- Designed to halve/divide aggregates, soils, sands and gravel into two representative halves.
- Made of powder coated enameled steel.



Sample Splitter (G-080)

SUPPLIED WITH:

- Pans (2 ea)

Code	Chute Width (mm)	Number of Chutes
G-080/09	9.0	12
G-080/12	12.5	12
G-080/19	19.0	10
G-080/25	25.0	10
G-080/37	37.5	8
G-080/50	50.0	8
G-080/62	62.5	8
G-080/75	75.0	8

UNIVERSAL SAMPLE SPLITTER (G-081)

ASTM C136 • AASHTO T27 • EN 933:3

- Used to halve/divide large amount of aggregates, soils, sands and gravel into two representative portions.
- The width of each chute bar is 1/2".
- Equipped with lever and release hoppers.
- Made of heavy-duty steel.
- Supplied with two collecting pans



Universal Sample Splitter (B-081)

SUPPLIED WITH

- Collecting Pans (2 ea)

TECHNICAL SPECIFICATIONS

- Chutes: Adjustable, with: 1/2" each.

Code	Dimensions (± 1 cm)	Approximate Weight (kg)
G-081	72 x 50 x 87 (h)	46

LOAD RING (LR)

- Made from steel.
- Used for load measurements.
- Supplied with dial indicator.



Load Ring (LR)

With Mechanical Dial

Code	LR/01	LR/03	LR/05	LR/10
Capacity	10 kN	30 kN	50 kN	100 kN

With Digital Dial

Code	LR/01 D	LR/03 D	LR/05 D	LR/10 D
Capacity	10 kN	30 kN	50 kN	100 kN

DIAL INDICATOR (DI)

Code	DI/D-12/0.001	DI/D-25/0.01	DI/M-10/0.01	DI/M-30/0.01	DI/M-50/0.01
Travel	12.70 mm	25.00 mm	10.00 mm	30.00 mm	50.00 mm
Graduation	0.001	0.01	0.01	0.01	0.01
Type	Digital	Digital	Mechanical	Mechanical	Mechanical



Digital Indicator (DI)



Mechanical Dial Indicator (DI)

LOAD CELL (LC)

- Supplied with rechargeable batteries allowing the load cell to be used in the laboratory and insitu.



Load Cell (LC)



Load Cell (LC)

Code	LC/0005	LC/0010	LC/0030	LC/0050	LC/0100	LC/0300	LC/0600	LC/1000	LC/2000	LC/3000
Capacity	5 kN	10 kN	30 kN	50 kN	100 kN	300 kN	600 kN	1000 kN	2000 kN	3000 kN



CONCRETE

Item	Code	Page
Compression Tester	B-001/LCD	49
Flexure Apparatus for Concrete Beams	B-003/BFA	55
Flexural Testing Machine	B-003/LCD	56
Slab Testing Machine	B-004	56
Concrete Pipe Testing Machine	B-001/PT	57
Cylinder Mould	B-010	58
Cylindrical Capping Set	B-015	58
Plastic Cube Mould	B-011/P	59
Steel Cube Mould	B-011/M	59
Beam Mould	B-017	59
Concrete Flow Table	B-024	60
Vebe Consistometer	B-130	60
Slump Set	B-020	61
L-Box Apparatus	B-026	62
V-Funnel Apparatus	B-025	62
U-Shape Box Apparatus	B-029	63
J-Ring Apparatus	B-027	63
Compacting Factor Apparatus	B-185	64
Concrete Penetrometer	B-135	64
Vibrating Table	B-125	65
Poker Vibrator	B-128	65
Airmeter	B-320/B	67
Plastic Curing Tank	B-140/P	68
Metal Curing Tank	B-140/M	69
Controlling Unit for Curing Tank	B-140/CU	69
Drum-Type Mixer	B-121	70
Pan-Type Mixer	B-120	71
Concrete Water Impermeability Tester	B-245	72
Ferrodetecter	B-050/H	73
Profoscope	B-050/P	73
Universal Cutting Machine	B-062	74
Cutting Machine	B-063	74
Coring Machine	B-061	75
Core Bits for Concrete	B-061/x	75
Digital Concrete Test Hammer	B-110/D	76
Testing Anvil	B-117	76
Concrete Test Hammer	B-110	77
Crack Detection Microscope	B-250	78
Ultrasonic Tester	B-048	79



■ COMPRESSION TESTER (B-001/LCD)

ASTM C39 • EN 12390:4

- Used to test the compression strength of concrete cubes/cylinders of different sizes.
- The rigid design provides stability and strength for a better using experience.
- Equipped with an LCD unit that displays the data graphically of each test with the ability to save and recall the results of the tested specimens.
- The Data Acquisition Control provides real-time graphical indication.
- Automatically determines the load rate in accordance with the international standards upon sample type.
- With the AUTO-STOP function, the test will automatically stop.
- Fully automatic mode or manual mode in which the user gets the ability to adjust the load rate and period manually are available.
- The upper seating adjusts itself to apply homogeneous loading on the sample.
- Supplied complete with spacer discs.

Code	B-001/LCD/1	B-001/LCD/2	B-001/LCD/3
Capacity	1,125 kN 250,000 lb	2,000 kN 450,000 lb	3000 kN 650,000 lb

● COMPONENTS



■ COMPRESSION TESTER (B-001/LCD)

ASTM C39 • EN 12390:4

● TECHNICAL SPECIFICATIONS

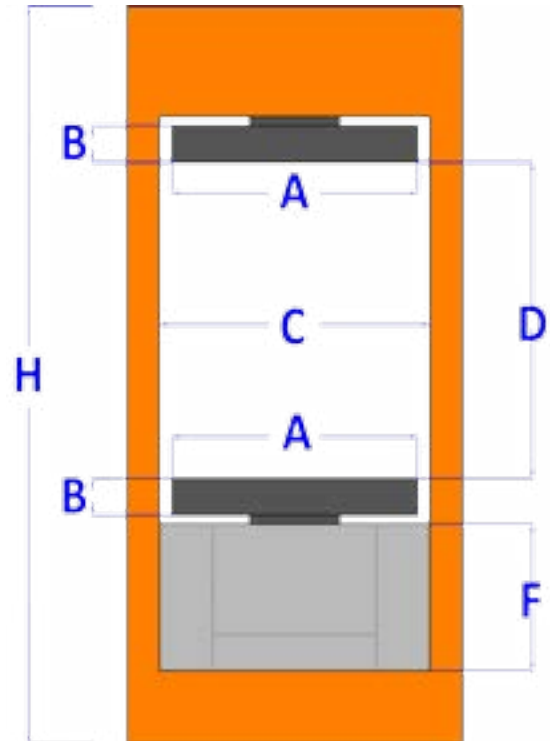
- Fully Automatic.
- Graphical - LCD Data Acquisition Control System.
- Automatic Load Rate upon Sample Type.
- Stops Automatically, when Test is completed.
- Real time graph indication.
- Total Load and also Per Area are given.
- Test results can be transferred to computer to be printed or from the thermal printer.
- Different units are available (kN / kgf / lbf).
- Calibration done easily on 5 pts.
- Manual Control is available.
- If weight of sample entered, Unit Weight is determined.
- Rigid Frame.
- Upper and Lower Platens in accordance with international Specifications.
- Upper Seating for Homogeneous Loading.
- Distance Pieces included.
- Power Supply: 220 - 240 V / 50 - 60 Hz (110 V / 60 Hz is also available)
- Computer and printer are not included in the price



COMPRESSION TESTER (B-001/LCD)

ASTM C39 • EN 12390:4

	B-001/LCD/2	B-001/LCD/3
Capacity	2000 kN	3000 kN
Frame	Welded, Rigid mono-block frame	Welded, Rigid mono-block frame
Upper Platen Dimension (A)	Ø 300 mm	Ø 300 mm
Lower Platen Dimension (A)	Ø 300 mm	Ø 300 mm
Piston Stroke	50 mm	50 mm
(B)	50 mm	50 mm
Horizontal Clearance (C)	330 mm	440 mm
Maximum Vertical Clearance (D)	345 mm	345 mm
(F)	185 mm	185 mm
Height (H)	890 mm	940 mm



SAMPLE SIZES

- Cubes with side length of 100 mm, 150 mm, 200 mm or any other custom cube/prism size can be tested with the machine.
- Cylinders with diameter of 150 mm, 160 mm and height of 300 mm, 320 mm relatively or any other custom diameter and height can be tested with the machine.

NAVIGATING THROUGH THE LCD CONTROL UNIT

- Using the LCD control unit, to perform tests, to calibrate and to adjust the settings of the machine provides an easy and user-friendly experience.



COMPRESSION TESTER (B-001/LCD)
 ASTM C39 • EN 12390:4

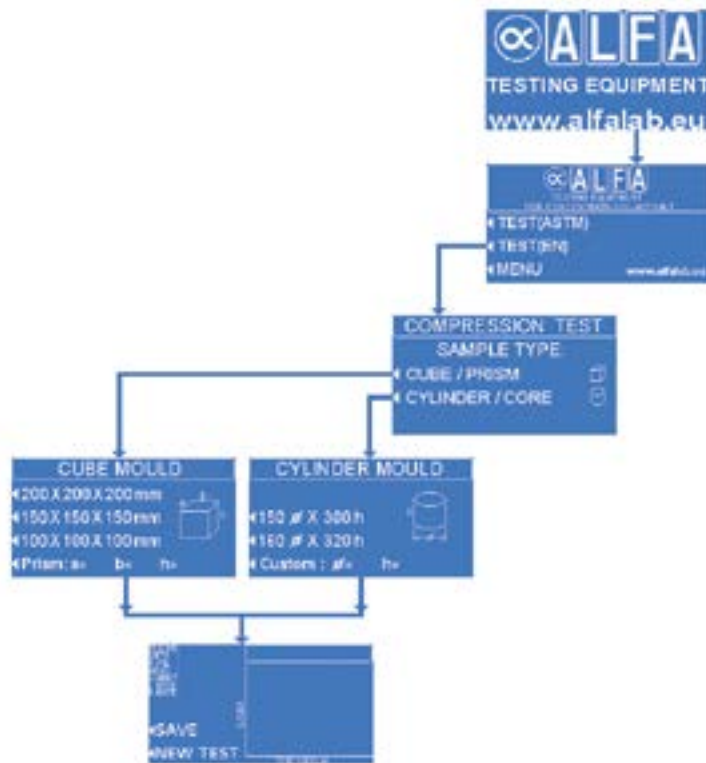


PERFORMING THE TEST ACCORDING TO ASTM STANDARDS

- Simply navigate through the LCD control panel by selecting “TEST (ASTM)” from the main screen.
- Choose the diameter of the cylinder (in inches) or specify the custom dimensions of your sample.
- Choose the mode from the main screen by selecting either AUTOMATIC or MANUAL.
- Press “Start” to begin the test.

■ COMPRESSION TESTER (B-001/LCD)

ASTM C39 • EN 12390:4



● PERFORMING THE TEST ACCORDING TO EN STANDARDS

- Simply navigate through the LCD control panel by selecting “TEST (EN)” from the main screen.
- Choose the sample size (in millimeters) or specify the custom dimensions of your sample.
- Choose the mode from the main screen by selecting either AUTOMATIC or MANUAL.
- Press “Start” to begin the test.

COMPRESSION TESTER (B-001/LCD)
 ASTM C39 • EN 12390:4



● **THE DESIGN**

- The rigid frame provides stability and firmness to the machine. Choosing the best components to build-up the machine gives the machine more strength and longer working-age.

● **CALIBRATING THE MACHINE**

- Calibration can be easily done in 1 or 2 or ... 5 points
- To view the Calibration Procedure, kindly navigate through the menu [MENU > CALIBRATION MANUAL]



■ COMPRESSION TESTER (B-001/LCD)


ASTM C39 • EN 12390:4

- The tests and calibration can be done and monitored with a computer by connecting it to the machine. Using the state-of-the-art software provided by ALFA with the machine will help performing and managing the tests in a very easy and fast way.
- By performing the tests via computer, the results can be saved and recalled when required. Reports can be generated automatically by the software and sent to printer.



■ FLEXURE APPARATUS for CONCRETE BEAMS (B-003/BFA)

- Used to perform flexural tests on concrete beams.




● TECHNICAL SPECIFICATIONS


- Made of galvanized steel
- Can perform 3-points or 4-points flexural tests on the following concrete beam samples:
 - 100 x 100 x 400 mm
 - 100 x 100 x 500 mm
 - 150 x 150 x 600 mm
 - 150 x 150 x 750 mm

■ FLEXURAL TESTING MACHINE (B-003/LCD)

- Used to test the flexural strength of the samples.
- The rigid design provides stability and strength to the machine for a better using experience.
- Equipped with an LCD unit that displays the data graphically of each test with the ability to save and recall the results of the tested materials.
- The Data Acquisition Control provides a real-time graphical view for the sample.
- Automatically determines the load rate in accordance with the international standards upon sample type.
- With the AUTO-STOP function, the machine will automatically stop upon finishing the test.
- Can be made with different capacities and designs to serve varied purposes and to cover wider range of test samples such as:
 - Curbstone (B-001/CS)
 - Tiles (with sizes up to 80 x 80 cm) (B-001/T)
 - Concrete Beams (B-001/CB)
- The capacity for the equipment is to be specified at the time of inquiry.
- The maximum size of sample is to be specified at the time of inquiry.



■ SLAB TESTING MACHINE (B-004)



- Fully Automatic
- Graphical Data Acquisition Control System
- Two Pistons with Capacity of 100 kN each
- Flexure span is adjustable
- Flexure test for 3 or 4 points
- Hydraulic System
- Supplied with 2 deformation measurement systems

CONCRETE PIPE TESTING MACHINE (B-001/PT)

- Supplied with a graphical LCD Data Acquisition Control System and an ability to store and report the results.
- The calibration for the equipment can be easily done on 5 pts.
- Pipe length and diameter should be specified at the time of inquiry.



Concrete Pipe Tester (B-001/PT)

Code	B-001/PT/0400	B-001/PT/1000
Capacity	400 kN 40 ton	1000 kN 100 ton
Pipe Diameter	Min. 300 mm Max. 1600 mm	Min. 300 mm Max. 2400 mm
Pipe Length	Min. 1000 mm Max. 2000 mm	Min. 1500 mm Max. 3000 mm

■ CYLINDER MOULD (B-010)

- Designed to be easily mounted and demounted.
- Available in two types; Metal and Plastic.
- Different sizes are available:
 - Ø 10 x 20 cm (Ø 4" x 8")
 - Ø 15 x 30 cm (Ø 6" x 12")
 - Ø 16 x 32 cm



Cylinder Mould (B-010/P)



Cylinder Mould (B-010/M)

Code	Diameter / Height
B-010/M/10	Ø 10 x 20 cm
B-010/M/15	Ø 15 x 30 cm
B-010/M/16	Ø 16 x 32 cm
B-010/P/10	Ø 10 x 20 cm
B-010/P/15	Ø 15 x 30 cm

■ CYLINDRICAL CAPPING SET (B-015)

- Consists of a melting pot and a Capping Apparatus.
- The melting pot is used to melt the capping compounds. The temperature of the pot is adjustable with the thermoregulator. Pilot lamp built-in the pot is used to indicate the heating status.
- The melting pot is made of double-walled frame.



Cylindrical Capping Set (B-015)

● TECHNICAL SPECIFICATIONS

- Capping pot:
 - Thermally Controlled
 - Double wall / isolated.
- Capping apparatus

Code	Dimensions (± 1 cm)	Approximate Weight (kg)
B-015	33 x 29 x 29 (h)	22

MOULDS (B-01x)



Code	Shape	Material	Type	Internal Dimensions (mm)
B-011/M/10	Cube	Steel	Single Gang	100 x 100 x 100
B-011/P/10-2	Cube	Plastic	Double Gang	100 x 100 x 100
B-011/M/15	Cube	Cast Iron	Single Gang	150 x 150 x 150
B-001/P/15	Cube	Plastic	Single Gang	150 x 150 x 150
B-011/M/20	Cube	Cast Iron	Single Gang	200 x 200 x 200
B-017/40	Prism / Beam	Steel	Single Gang	100 x 100 x 400
B-017/50	Prism / Beam	Steel	Single Gang	100 x 100 x 500
B-017/60	Prism / Beam	Steel	Single Gang	150 x 150 x 600
B-017/75	Prism / Beam	Steel	Single Gang	150 x 150 x 750

CONCRETE FLOW TABLE (B-024)

- Used for determining the concrete workability
- Consists of flow table, cone and wooden tamper



SUPPLIED WITH

- Cone (Ø 130/200 mm - Height 200 mm)
- Wooden Tamper

VEBE CONSISTOMETER (B-130)

BS 12350 • BS 1881-104

- Consists of a vibrating table, a cylindrical pan, a slump cone, and a disc attached to a free-moving rod that serves as a reference end point.
- The cone is placed in the pan, filled with concrete, and removed. The disc is brought into position on top of the concrete cone, and the vibrating table is set in motion.
- The time required to remould the concrete, from the conical to the cylindrical shape, is a measure of the consistency and is reported as Vebe Seconds.



TECHNICAL SPECIFICATIONS

- EN 12350, BS 1881-104
- Fixed amplitude and frequency
- Supplied with:
 - Acrylic Disc
 - Slump Cone
 - Tamping Rod
- Power Supply: 220 - 240 V / 50 or 60 Hz (110 V / 60 Hz is also available)


Code	Dimensions (± 1 cm)	Approximate Weight (kg)
B-130	56 x 30 x 87 (h)	105

Vebe Consistometer (B-130)

■ SLUMP SET (B-020)

BS 12350 • BS 1881 • ASTM C143

- The consistency is a measure of the wetness of the concrete mixture, which is commonly evaluated in terms of slump. The test gives indication of the ease with which the concrete flows.
- Available in galvanized or stainless steel.




Slump Set (B-020/G)

Item	Galvanized (B-020/G)	Stainless Steel (B-020/SS) *
Slump Cone	B-020/G/C	B-020/SS/C
Base Plate	B-020/G/BP	B-020/SS/BP
Slump Cone Funnel	B-020/G/F	-
Tamping Rod (Ø16 mm x 600 mm)	B-020/G/TR	-

* With stainless steel slump set, the supplied slump cone funnel and tamping rod are made of galvanized steel.

■ L-BOX APPARATUS (B-026)

- Used to determine the confined flowability of fresh Self-Consolidating Concrete (SCC) and to evaluate the filling and passing ability
- Made of stainless steel
- Supplied with 2 different obstacles:
 - 2 x Ø12 mm smooth bars having 59 mm gaps
 - 3 x Ø12 mm smooth bars having 41 mm gaps



● TECHNICAL SPECIFICATIONS


- Made of stainless steel
- Guillotine form gate

■ V-FUNNEL APPARATUS (B-025)

- Used in Flow-time determination for Self-Consolidating Concrete (SCC)
- Out flow orifice is equipped with a valve that can be opened momentarily
- Supplied with bucket

● TECHNICAL SPECIFICATIONS

- Made of stainless steel
- Stand-mounted



U-SHAPE BOX APPARATUS (B-029)

- Used to determine the confined flowability of Self-Consolidating Concrete (SCC)



● TECHNICAL SPECIFICATIONS


- Made of stainless steel
- Guillotine form gate

J-RING APPARATUS (B-027) ASTM C1621

- Used to determine the passing ability of self-consolidating concrete (SCC).
- The apparatus consists of a rigid ring supported on sixteen 16 mm (5/8 in) diameter rods equally spaced on a 300 mm (12 in) diameter circle 100 mm (4 in) above a flat surface.
- Supplied with slump cone, tamping rod and base plate.

● TECHNICAL SPECIFICATIONS

- Evenly distributed 16 rods, each with \varnothing 16 mm diameter



COMPACTING FACTOR APPARATUS (B-185)

- Consists of two conical hoppers attached on a cylinder, and everything is fixed on a robust steel frame.
- Each hopper is equipped with a hinge for a Quick Release mechanism.
- The apparatus is designed to perform the test in a more precise and accurate way.
- The compacting factor is the ratio between the weight of the concrete which is partially compacted in the cone to the weight of the fully-compacted concrete in the cylinder.
- Supplied with a tamping rod.



Compacting factor apparatus (B-185)

TECHNICAL SPECIFICATIONS

- Two conical hoppers
- A cylindrical mould fitted beneath the hoppers
- Supplied with:
 - Tamping Rod

Code	Dimensions (± 1 cm)
B-185	55 x 35 x 130 (h)

CONCRETE PENETROMETER (B-135)

- Used to determine the setting time of mortar fraction in concrete mixes for samples with slump more than zero.
- Consists of a spring penetrometer and interchangeable stainless steel needles.
- Equipped with a sliding ring that indicates the load reached upon testing.



Concrete Penetrometer (B-135)

SUPPLIED WITH

- Carrying Case

VIBRATING TABLE (B-125)

- Designed from robust steel sheets and has a very steady frame.
- Used to compact the concrete specimens in the laboratory.
- The Vibrating Table size is 400 x 600 mm.
- Equipped with a vibrating motor.
- Supplied with a clamp Assembly for moulds.



Vibrating Table (B-125)


TECHNICAL SPECIFICATIONS

- Vibrating Table :400x600 mm
- Clamp Assembly for moulds
- Power Supply: 220 - 240 V / 50 or 60 Hz (110 V / 60 Hz is also available)

Code	Dimensions (± 1 cm)	Approximate Weight (kg)
B-125	41 x 61 x 87 (h)	53

POKER VIBRATOR (B-128)

- The lab-type poker vibrator is used for internal compaction for the concrete specimens.
- The flexible shaft is 1 meter long.



Poker Vibrator (B-128)

TECHNICAL SPECIFICATIONS

- Lab Type
- 1 m. flexible shaft
- Direct Connection to the Motor
- Power Supply: 220 - 240 V / 50 or 60 Hz



■ AIRMETER (B-320/B)

ASTM C213 • BS 1881-106

- Used to determine the the volume change in a sample due to the application of pressure.
- The pressure gauge shows the direct percentage (to the nearest 0.1%) for the amount of air entrained.
- The capacity for the airmeter is 7 liters.
- The maximum aggregate size that can be used in this airmeter is 50 mm.
- The pump is built-in with the equipment.
- Supplied with a straight edge and a syringe.



● SUPPLIED WITH

- Straight edge
- Syringe
- Plastic carrying case

● TECHNICAL SPECIFICATIONS

- B Type Air Meter
- Capacity : 7 lt
- Air Content range : 0% - 100%
- Max Aggragate Size : 50 mm
- Built-in pump

Airmeter (B-320/B)

■ CURING TANK - PLASTIC (B-140/P) ASTM C31 • BS 1881-11

- Used to cure cylinders, cubes, beams and other samples that requires total immersion in water at a specified constant temperature.
- Equipped with a digital thermostat and indicator.
- Supplied with a base rack and a water circulation pump.



Curing Tank - Plastic (B-140/P)

● SUPPLIED WITH

- Digital Thermostat and indicator
- Base Rack
- Water Circulation Pump

Code	Dimensions (± 1 cm)	Capacity (lt)
B-140/P	150 x 100 x 80 (h)	1200
B-140/P-L	200 x 100 x 80 (h)	1600

● TECHNICAL SPECIFICATIONS

- Made of plastic
- Power Supply: 220 - 240 V / 50 or 60 Hz (110 V / 60 Hz is also available)

■ CURING TANK - METAL (B-140/M) ASTM C31 • BS 1881-11

- Used to cure cylinders, cubes, beams and other samples that requires total immersion in water at a specified constant temperature.
- Equipped with a digital thermostat and indicator.
- Supplied with a base rack and a water circulation pump.



Curing Tank (B-140/M)

● SUPPLIED WITH

- Digital Thermostat and indicator
- Base Rack
- Water Circulation Pump

● TECHNICAL SPECIFICATIONS

- Made of powder-coated metal
- Power Supply: 220 - 240 V / 50 or 60 Hz (110 V / 60 Hz is also available)



Controlling Unit (B-140/M/CU)

Code	Dimensions (± 1 cm)	Approximate Weight (kg)
B-140/M	220 x 75 x 85	106

DRUM - TYPE MIXER (B-121)

- Used to create concrete mixes and specimens. The drum-type mixers provides efficient and homogeneous mixtures.
- Equipped with a manual discharge placed at the side of the mixer for direct emptying for the drum.



Drum-Type Mixer (B-121)

TECHNICAL SPECIFICATIONS

- Capacity : 120 Lt
- Lightweight but sturdy
- Mixing blade built in
- Power Supply: 220 - 240 V / 50 or 60 Hz

Code	Dimensions (± 1 cm)	Approximate Weight (kg)
B-121	75 x 125 x 66 (h)	70

■ PAN - TYPE MIXER (B-120)

- Used to create concrete mixes and specimens. The pan-type mixers provides efficient and homogeneous mixtures.
- Equipped with a manual discharge placed at the side of the mixer for direct emptying for the pan.
- The capacity of the pan is 100 lt, and the efficient mixing capacity is 56 lt.



● TECHNICAL SPECIFICATIONS

- Pan Capacity: 100 lt.
- Efficient Capacity: 56 lt.
- Easy lifting mechanism
- Portable
- Rotated by a motor reducer
- Complete with blades

Pan - Type Mixer (B-120)

Code	Dimensions (± 1 cm)	Approximate Weight (kg)
B-120	97 x 98 x 117 (h)	236

CONCRETE WATER IMPERMEABILITY TESTER (B-245) EN 12390:8

- Used for determining the depth of penetration of water under pressure.
- Cubic, prismatic or cylindrical specimens having maximum dimensions of 200 x 200 x 200 mm can be tested.
- Once the concrete specimens clamped, the water under known pressure is applied.
- The water penetrated to the specimen is measured either by taking the reading through the graduated burette or by breaking the specimen.
- Monometer fixed on the front panel is supplied to check water pressure.
- Supplied less with air compressor. Air compressor should be ordered separately at the time of inquiry.



TECHNICAL SPECIFICATIONS

- Cubic, prismatic or cylindrical specimens (max. 200 x 200 x 200 mm) can be tested.
- Monometer fixed on the front panel is supplied to check water pressure.

Concrete Water Impermeability Tester (B-245)

Code	Dimensions (± 1 cm)	Approximate Weight (kg)
B-245	167 x 83 x 202 (h)	215

FERRODETECTOR (B-050/H)

- The ferrodetector is a very simple, easy-to-use bar detector. Used to determine the position of the steel rebar in a wall, column, beam or any other construction section.
- The detection range for ferrous metals is 5-120 mm for rebar larger than Ø8 mm and 5-100 mm for rebar with Ø6 - Ø8 mm.
- The detection range for the non-ferrous metals is 5-80 mm for rebar larger than Ø10 mm.
- The detection accuracy for the rebar is ±10 mm.
- Works on batteries and lasts for around 10 hours. Hence it can be used in the laboratory or insitu.



Ferrodetector (B-050/H)

● SUPPLIED WITH

- Carrying Case
- Marker

● TECHNICAL SPECIFICATION:

- Detetion Range:
 - Ferrous Metals: > Ø8 mm (5-120 mm) / Ø6 - 8 mm (5-100 mm)
 - Non-Ferrous Metals: > Ø10 mm (5-80 mm)
- Localization Accuracy: ±10 mm
- Battery Life: 10 hrs
- Operating Temperature: -15 to +50
- Relative Air Humidity: 95%
- Automatic Cut-out: 5 minutes

Code	Dimensions (± 1 cm)	Approximate Weight (kg)
B-050/H	24 x 11 x 47 (h)	0.4 g

PROFOSCOPE - PROCEQ (B-050/P)

- A rebar detector with real-time visualization of the rebars beneath the instrument
- Visual indication of rebars in close proximity
- Rebar detector with the ability to identify the mid-point between rebars as well as the orientation of rebars
- Optical and acoustical indication of rebar location and minimum cover alert
- This rebar detector offers neighboring bar correction



Profoscope - PROCEQ (B-050/P)

● SUPPLIED WITH

- Carrying Case
- Marker


● TECHNICAL SPECIFICATION:

- Rebar detector
- Measurement of concrete cover
- Measurement of rebar diameter
- Checking for minimum cover

Code	Dimensions (± 1 cm)	Approximate Weight (kg)
B-050/P	21 x 9 x 4 (h)	0.3 g

UNIVERSAL CUTTING MACHINE (B-062)

- Used to cut construction materials.
It is equipped with a disc holder for a maximum diameter of 450 mm.
- Ideal for wet cutting.
- Supplied with precision linear guide bar system with dust proof aluminum cover and Automatic thermal overload protection.



● SUPPLIED WITH

- Circulation pump for cooling purposes

● TECHNICAL SPECIFICATIONS

- Disc diameter: Maximum 450mm.
- Power Supply: 220 - 240 V / 50 or 60 Hz

CUTTING MACHINE (B-063)

- Used to cut rocks, ores, construction materials ... etc.
- Supplied with a disc holder and a disc having diameter of 350 mm
- Equipped with:
 - Water inlet for wet cutting.
 - Thermal overload protection.



● TECHNICAL SPECIFICATIONS

- Disc Diameter: 350 mm
- Water Inlet for Wet Cutting
- Thermal Overload Protection
- Power Supply: 220 - 240 V / 50 or 60 Hz

CORING MACHINE (B-061)

- Used to take core samples from irregular rocks or to extrude the core from specimens for test purposes.
- Equipped with a 2-speed electrical motor and a water inlet (hose).
- Standard 1 1/4" thread
- Core Bits should be ordered separately



Coring Machine (B-061)



Coring Machine (B-061/R)

TECHNICAL SPECIFICATION:

- Electric Motor
- 2-Speed
- Water inlet (Hose)
- Standard 1 1/4" thread
- Power Supply: 220 - 240 V / 50 or 60 Hz

Code	Dimensions (± 1 cm)	Approximate Weight (kg)
B-061	55 x 30 x 121 (h)	35

Code	B-061/4	B-061/6
Core Bit Diameter	4" (≈ 100 mm)	6" (≈ 150 mm)



Core Bits

DIGITAL CONCRETE TEST HAMMER (B-110/D)

ASTM C805 • BS 1881-202

- Used to perform a non-destructive test on concrete structure.
- The hammer gives an immediate indication about the compressive strength of the structural element.
- The compressive strength range that can be read by the equipment is from 10 to 70 N/mm².



Digital Concrete Test Hammer (B-110/D)

SUPPLIED WITH

- Carborundum Stone
- Carrying Case

TECHNICAL SPECIFICATIONS

- Compressive strength: 10 - 70 N/mm²

TESTING ANVIL (B-117)

- Used to verify the calibration for the rebound test hammers for concrete.
- It's made of a very robust stainless steel.
- The rebound value is 80 ± 2 .
- Standards recommend the use of the Anvil before any sequence of test using the test hammers. Before and after every sequence of tests, anvil value should be recorded and

TECHNICAL SPECIFICATIONS

- Used for Test Hammers
- Rebound Value : 80 ± 2
- Made of Stainless Steel



Testing Anvil (B-117)

Code	Dimensions (± 1 cm)	Approximate Weight (kg)
B-117	Dia: 15 / h: 32	17

CONCRETE TEST HAMMER (B-110)

ASTM C805 • BS 1881-202

- Used to perform a non-destructive test on concrete structure.
- The hammer gives an immediate indication about the compressive strength of the structural element.
- The compressive strength range that can be read by the equipment is from 10 to 70 N/mm².



Concrete Test Hammer (B-110)

SUPPLIED WITH

- Carborundum Stone
- Carrying Case

TECHNICAL SPECIFICATIONS

- Compressive Strength :10-70 N /mm²

Code	Dimensions (± 1 cm)	Approximate Weight (kg)
B-110	35 x 18 x 16 (h)	2

■ CRACK DETECTION MICROSCOPE (B-250)

- Used to measure the crack width in the concrete elements.
- Supplied with an adjustable light source and adjustable focus to have a better and clearer view for the crack.
- The measuring range for the microscope is 0 to 4 mm. with divisions of 0.2 mm and subdivisions of 0.02 mm.
- The magnification ability of the microscope is x50.
- The microscope is supplied with a wooden case and batteries.



Crack Detection Microscope (B-250)

● SUPPLIED WITH

- Wooden case
- Battery

● TECHNICAL SPECIFICATIONS

- Integral illumination
- Rotating eyepiece
- Focus adjustment
- Range 0 to 4 mm
- Sub -divisions: 0.02 mm
- Magnification: x50
- Supplied with:
 - Wooden case
 - Battery

■ **ULTRASONIC TESTER (B-048)** ASTM C597 • BS 1881

- Used to determine the place for the cracks, voids or defects in the in-situ or precast concrete elements and for long-term observation for the structure which is subjected to all the environmental conditions.
- The data obtained from the machine gives an indication regarding the homogeneity of the structural element using the sound pulse and by measuring the time needed for the sound to travel within the element.
- Calibration tools are also provided to zero the reading.
- Supplied with:
 - Two piezoelectric probes (55 KHz each) with connection cables
 - Calibrating cylinder
 - Contact paste
 - Carrying case



Ultrasonic Tester (B-048)

● **TECHNICAL SPECIFICATIONS**

- Measuring range : 0 - 3000 μ s
- Accuracy : \pm 0.1 μ s
- 2 outlets for connection to the oscilloscope
- 2 piezoelectric probes 55 KHz
- Calibration facility

A close-up photograph of several steel rebar rods. The rods are heavily rusted, with a dark brown and orange patina covering most of their surfaces. The background is dark and out of focus. A solid green horizontal bar is positioned on the left side of the image, partially overlapping the text.

STEEL REBAR TESTING

INDEX

STEEL REBAR

Item	Code	Page
Universal Tensile and Compression Tester	UTM-001	83
Electromechanical Tensile Tester	UTM-001/EM	89



UNIVERSAL TENSILE AND COMPRESSION TESTER (UTM-001)

TENSILE TESTING

- Used to test the tensile strength of steel rebar.
- The grippers of the machine is hydraulically operated by 2 independent auxiliary cylinders controlled by separated hydraulic valves. Those grippers are designed to firmly hold the steel rebar and avoid any slipping that might happen during the test on the rebar.
- The upper mobile crosshead part of the machine is driven up/down by hydraulic piston. It is used to adjust the distance between upper and lower grippers to suite the length of the steel rebar.
- Designed with different capacities (upon user's request) such as: 300 kN (30 tons) / 600 kN (60 tons) / 1000 kN (100 tons) / 2000 kN (200 tons)
- Capable of testing specimen with diameters ranging from 8 mm to 42 mm depending on the capacity.
- Provides easier and faster reporting with the printing facility for the results and graphs.
- The height is only **195** cm.

COMPRESSION TESTING

- Used to test the compression strength of concrete cubes/cylinders of different sizes.
- Equipped with an LCD unit that displays the data graphically of each test with the ability to save and recall the results of the tested materials.
- The Data Acquisition Control provides a real-time graphical view for the sample.
- Automatically determines the load rate upon sample type and in accordance with the international standards.
- With the AUTO-STOP functionality, the machine will automatically stop upon finishing the test.
- Upon user requirements, the machine can be either work in fully automatic mode or manual mode at which the user gets the ability to adjust the load rate and period manually.
- The upper seating adjusts itself to apply homogeneous loading on the sample.
- For faster experience while testing, the daylight distance between the upper and lower platens can be adjusted using the hydraulic piston in accordance with the sample height; this will give the machine the ability to test all varieties of samples with a very wide range of sizes.



UNIVERSAL TENSILE AND COMPRESSION TESTER (UTM-001)

TENSILE TESTING

- Fully Automatic - PC Controlled
- Hydraulically operated grippers by 2 independent auxiliary cylinders controlled by separated hydraulic valves
- Upper mobile crosshead driven up/down by a separated motor adjusting the distance between upper and lower grips with electronic distance meter
- Available models:
 - 300 kN (30 tons)
 - 600 kN (60 tons)
 - 1000 kN (100 tons)
 - 2000 kN (200 tons)
- Height: 210 cm only.
- Print of Stress/Strain Diagram and Test Results.



COMPRESSION TESTING

Universal Tensile and Compression Tester (UTM-001)

- Fully Automatic.
- Graphical - LCD Data Acquisition Control System.
- Automatic Load Rate upon Sample Type.
- Stops Automatically, when Test is completed.
- Real time graph indication.
- Total Load and also Per Area are given.
- Test results can be transferred to computer to be printed or from the thermal printer.
- Different units are available.
- Calibration done easily on 5 pts.
- Manual Control is available.
- If weight of sample entered, Unit Weight is determined.
- Rigid Frame.
- Upper and Lower Platens in accordance with international Specifications.
- Upper Seating for Homogeneous Loading.
- Power Supply: 220 - 240 V / 50 - 60 Hz (110 V / 60 Hz is also available)

UNIVERSAL TENSILE AND COMPRESSION TESTER (UTM-001)

USING THE MACHINE

- The LCD control unit provides an easy, user-friendly experience with the machine. With the LCD unit, the user can control and monitor the tests/adjust the settings/calibrate the machine.
- Performing the tests are now the easiest ever. With the computer connected to the machine, all the tests/monitoring/calibrating can be done via computer using the state-of-the-art ALFA software provided with the machine.



CAPACITY vs SAMPLE

Code	UTM-001/LCD/030	UTM-001/LCD/060	UTM-001/LCD/100	UTM-001/LCD/200
Capacity	300 kN	600 kN	1000 kN	2000 kN
Sample Diameter Range	Ø 8 - 28 mm	Ø 8 - 32 mm	Ø 10 - 36 mm	Ø 12 - 42 mm

UNIVERSAL TENSILE AND COMPRESSION TESTER (UTM-001)

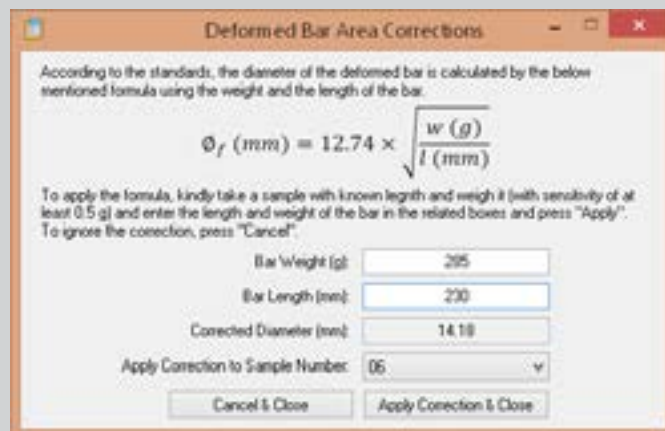
PERFORMING THE TEST

- The test is performed through the computer using ALFA's state-of-the-art software designed specially to ease the test and perform all the required calculations automatically.



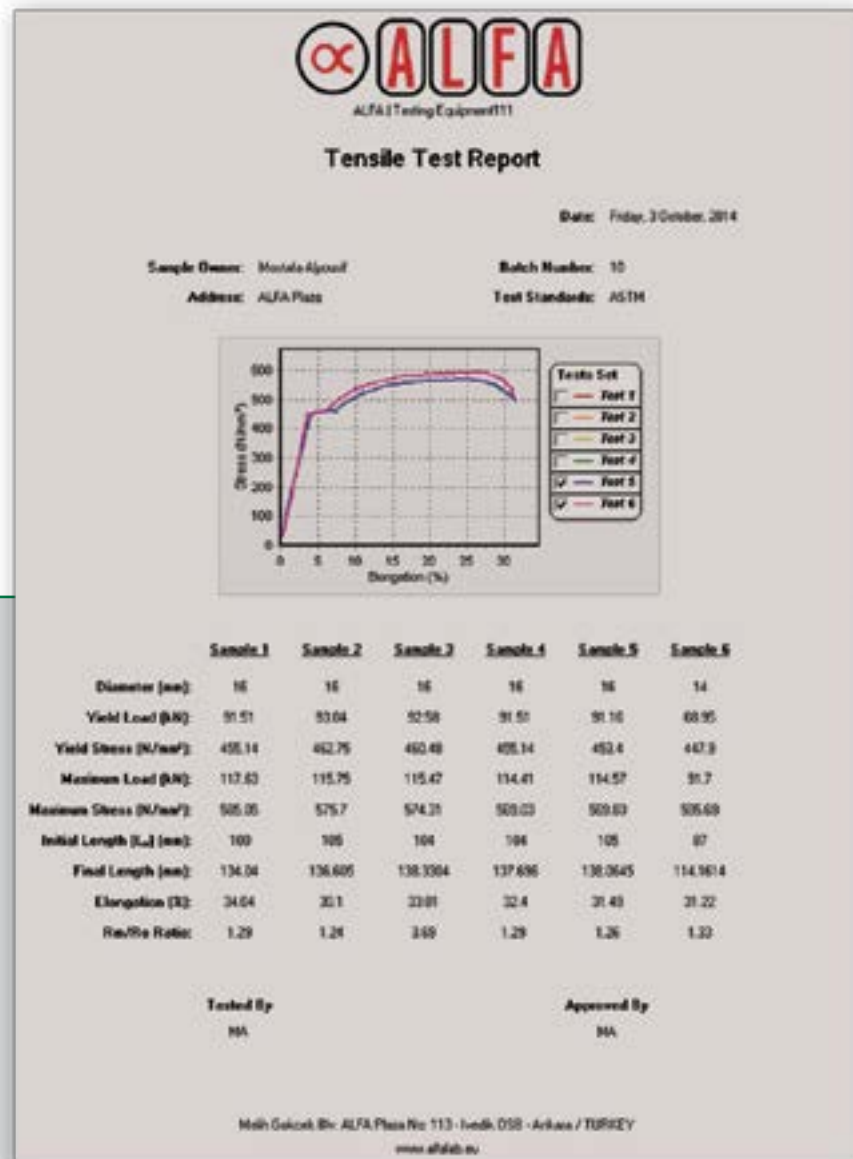
APPLYING DIAMETER CORRECTION FACTOR

- When testing deformed reinforcement bars, it is usually difficult to measure the correct and effective diameter of the bar. To overcome this problem, ALFA is providing the diameter correction factor option within its software to automatically calculate the effective diameter by using the weight and the length of the tested bar.



UNIVERSAL TENSILE AND COMPRESSION TESTER (UTM-001)

TEST REPORT



UNIVERSAL TENSILE AND COMPRESSION TESTER (UTM-001)

HAND-HELD POSITIONING UNIT

- This hand-held unit is used for positioning the upper cross-head, to suite the sample height, and to tighten the grippers on the sample before testing.



SAMPLE GRIPPERS

- The specially designed grippers are used to hold the sample hydraulically while testing. The grippers have 2 different groves to suite wide range of samples.




ELECTROMECHANICAL TENSILE TESTER (UTM-001/EM)

- Specially designed for testing components and for routine materials such as sheets, wires, strips, ropes, belts, screws, composites, nylon ribbon, rubber, geosynthetics, geotextiles ... etc
- Features precision guidance for moving crosshead and a low wearball screw trouble-free tensile tests.



TECHNICAL SPECIFICATIONS

- Loading Capacity: 100 kN / 150 kN / 200 kN
- Sensitivity: >1%
- Speed Control by Servo-Motor
- Supplied with:
 - Grip Sets for Bars and Metal Sheets
 - Laptop & Software
- Power Supply: 220 - 240 V / 50 or 60 Hz (110 V / 60 Hz is also available)



CEMENT

INDEX

CEMENT

Item	Code	Page
Cement Compression and Flexural Tester	C-001/LCD	93
Compression Jig	C-011/CJ	94
Flexural Jig	C-011/FJ	94
Cement Compression Test Mould	C-011	95
Cement Flexural Test Mould	C-011/04	95
Blain Apparatus	C-035	96
Mud Balance	C-014	96
Marsh Funnel	C-015	96
Jolting Table	C-125	97
Cement Vibrating Machine	C-126	97
Vicat Apparatus	C-090	98
Automatic Vicat Apparatus	C-090/A	99
Motorized Flow Table	C-021/M	100
Flow Table	C-021	101
Cement Mixer	C-050	102
Mortar Mixer	C-050	102
Automatic Cement Mixer	C-050/A	103
Automatic Mortar Mixer	C-050/A	103
Le Chatelier Flask	C-022	104
Le Chatelier Mould	C-023	104
Le Chatelier Bath	G-040/06	105



CEMENT COMPRESSION & FLEXURAL TESTER (C-001/LCD)

- Designed to be fully automatic.
- Equipped with an LCD Data Acquisition Control System.
- The load rate is automatically controlled upon the samples.
- Provided with a double testing chamber. It performs flexure test for the size (40 x 40 x 160 mm) and compression test on cubes of size (40 x 40 x 40 mm) and/or (50 x 50 x 50 mm).
- The test results can be transferred to a computer (should be ordered separately) or a thermal printer (should be ordered separately).
- User-friendly 5-Points calibration

TECHNICAL SPECIFICATIONS

- Capacity : 15 kN / 200 kN (Flexure / Compression)
- Rigid 2-Column frame
- Used for flexure and compression tests on cement samples
- Full Automatic
- LCD Graphical Data Acquisition Control System
- Stops Automatically upon test completion
- Real time graph indication
- Maximum load and stress are shown
- Unit selection available (kN, kgf, lbf)
- User-friendly 5-Points calibration (password protected)
- Supplied with Jigs to perform:
 - Compression Tests on either 40 mm or 50 mm cube samples
 - Flexure Tests on 40 x 40 x 160 mm prism samples
- Power Supply: 220 - 240 V / 50 - 60 Hz (110 V / 60 Hz is also available)



Code	Dimensions (± 1 cm)	Approximate Weight (kg)
C-001/LCD	95 x 60 x 140 (h)	323



■ COMPRESSION JIG (C-011/CJ)

- Used for cement compression for the cubes of sizes 40 or 50 mm (to be specified at the time of order).
- The platens have hardness of 60 HRC and the upper one is seat-ball assembled.
- Rust-protected by cadmium.



Code	Samples to be tested	Dimensions (± 1 cm)	Approximate Weight (kg)
C-011/CJ/40	40 x 40 x 40 mm cubes	Dia: 15 / h: 19	12
C-011/CJ/50	40 x 40 x 40 mm and 50 x 50 x 50 mm cubes	Dia: 15 / h: 19	12

Compression Device (C-011/CJ)

■ FLEXURAL JIG (C-011/FJ)

- The distance between the lower bearers is 100 mm and one of them has a spherical seat.
- Provided with rust protection with the cadmium plating.
- Used for flexure tests of 40 x 40 x 160 mm specimen.



Code	Dimensions (± 1 cm)	Approximate Weight (kg)
C-011/FJ	Dia: 15 / h: 19	11

Flexure Device (C-011/FJ)

CEMENT COMPRESSION TEST MOULD (C-011)

- Used to prepare samples for cement compression tests.
- The mould is available in two sizes:
 - 50.0 x 50.0 x 50.0 mm (3-gang) (C-011/05)
 - 70.7 x 70.7 x 70.7 mm (C-011/07)




Cement Compression Test Mould (C-011/05)

Code	Dimensions (± 1 cm)	Approximate Weight (kg)
C-011/05	20 x 8 x 6 (h)	4.0
C-011/07	28 x 13 x 8.5 (h)	10

CEMENT FLEXURAL TEST MOULD (C-011/04)

- The 3-gang mould is used to prepare samples for cement flexure tests.
- The internal size for the mould is (40 x 40 x 160 mm).



Cement Flexure Test Mould (C-011/04)

Code	Dimensions (± 1 cm)	Approximate Weight (kg)
C-011/04	23 x 37 x 6 (h)	11.2

BLAINE APPARATUS (C-035)

ASTM C204 • BS 4359:2

- Used to determine the fineness of the cement.
- Supplied with:
U-shaped tube, filter papers, plunger, stainless-steel cell and perforated disc.



Blaine Apparatus (C-035)

TECHNICAL SPECIFICATIONS

- Comprising:
 - SS Cell
 - Perforated disc
 - Plunger
 - U-Tube Glass Manometer
 - Filter Paper

MUD BALANCE (C-014)

- Used to determine the density of the mud.
- Consists of a graduated arm with a cup, lid, knife edge, counter weight and carrying case.



Mud Balance (C-014)

TECHNICAL SPECIFICATIONS

Code	Dimensions (± 1 cm)	Approximate Weight (kg)
C-014	58 x 14 x 12 (h)	2.0

MARSH FUNNEL (C-015)

- Used to determine the viscosity of the drilling mud and other fluid materials.
- Consists of a funnel and graduated cup. Both made from a very strong and break-resistant plastic.




Marsh Funnel (C-015)

TECHNICAL SPECIFICATIONS

Code	Dimensions (± 1 cm)	Approximate Weight (kg)
C-015	16 x 16 x 37 (h)	0.3

JOLTING TABLE (C-125)

- Used to compact cement mortar prisms in the moulds.
- The 3-gang mould is placed on a table which is mounted above a cam. The rotating cam is driven by a gearbox at 60 rpm.
- Equipped with digital programmable counter for cycle counting.
- Designed to have a very rigid structure for stability purposes.
- The table drop height for Designed to be 15.0 mm.
- The motor and gearbox assembly is enclosed in a protective housing; therefore, there are no moving parts in the body outside the housing.



TECHNICAL SPECIFICATIONS

- Used to compact 40 x 40 x 160 mm cement specimens.
- Digital programmable Counter for cycle.
- Rigid structure for stability.
- Table drop height is 15.0 mm.
- Easily mounted and demounted.
- Power Supply: 220 - 240 V / 50 or 60 Hz (110 V / 60 Hz is also available)

Jolting Table (C-125)

Code	Dimensions (± 1 cm)
C-125	120 x 38 x 46 (h)

CEMENT VIBRATING MACHINE (C-126)

- Used to vibrate cement mortar cube sample in the 70.7 mm cube moulds.
- Mould to be ordered separately



TECHNICAL SPECIFICATIONS

- Vibration Frequency: 12000
- Power Supply: 220 - 240 V / 50 or 60 Hz (110 V / 60 Hz is also available)

VICAT APPARATUS (C-090)

ASTM C187 • ASTM C191 • BS 4550

- The reaction between cement and water are the primary causes of the setting of concrete. The setting time for cement and concrete is determined using the Vicat Apparatus.
- By measuring the setting time for concrete/cement via the penetration resistance method (Vicat Apparatus), the time the concrete/cement can stay fresh can be determined. This time indicates the period the mix can stay in the mixer before pouring it into the moulds/frameworks.
- Complete with the frame, mould, initial setting time needle, consistency plunger, glass thermometer and the base glass plate.



Vicat Apparatus (C-090)

TECHNICAL SPECIFICATIONS

- Set comprises:
 - Vicat Frame (C-090/F)
 - Vicat Mould (C-090/M)
 - Initial Needle (C-090/IN)
 - Consistency Plunger (C-090/CP)
 - Glass Thermometer (GTC)
 - Glass Plate (C-090/GP)

Code	Dimensions (± 1 cm)	Approximate Weight (kg)
C-090	13 x 18 x 33 (h)	3.5


■ **AUTOMATIC VICAT APPARATUS (C-090/A)** ASTM C187 • ASTM C191 • EN 196-3

- The reaction between cement and water are the primary causes of the setting of concrete. The setting time for cement and concrete is determined using the Vicat Apparatus.
- By measuring the setting time for concrete/cement via the penetration resistance method (Vicat Apparatus), the time the concrete/cement can stay fresh can be determined. This time indicates the period the mix can stay in the mixer before pouring it into the moulds/frameworks.
- Designed to be fully automatic with very precise and reputable result.
- Test results can be easily printed on any incorporated printer.
- Guiding menu is available in multi-languages (English, French, German and Italian).
- Equipped with a large LCD display to show the test results data. The test will automatically print a report with all data.

● **TECHNICAL SPECIFICATIONS**

- Fully automatic, equipped with LCD display

Code	Dimensions (± 1 cm)	Approximate Weight (kg)
C-090/A	40 x 20 x 47 (h)	13



Automatic Vicat Apparatus (C-090/A)

MOTORIZED CEMENT FLOW TABLE (C-021/M)

- The test gives indications about the consistency of the cement mortars which is one of the most important characteristics for the mortars in the engineering aspects.
- The test is done by placing the specimen in the mould. After specifying the number of drops and running the machine, the plate will raise and drop along with the mould in a specific range for a specified number of times (entered by the user using the digital counter) depending on the test needs.
- Supplied with the testing mould.



Motorized Cement Flow Table (C-021/M)

TECHNICAL SPECIFICATIONS

- Used for determining the consistency of cement mortars.
- Supplied with mould.

CEMENT FLOW TABLE (C-021)

- The test gives indications about the consistency of the cement mortars which is one of the most important characteristics for the mortars in the engineering aspects.
- The test is done by placing the specimen in the mould. By turning the handle, the mould will raise and drop in a specific range for a specified number of times depending on the test needs.
- Supplied with the testing mould.



Cement Flow Table (C-021)

TECHNICAL SPECIFICATIONS

- Used for determining the consistency of cement mortars.
- Supplied with mould.

Code	Dimensions (± 1 cm)	Approximate Weight (kg)
C-021	34 x 26 x 32 (h)	13.8

CEMENT/MORTAR MIXER (C-050)

- Used to assure an efficient mixing for the cement and the mortars.
- Can take a capacity up to 5 liters.
- Equipped with a planetary mixing mechanism for better performance.
- The beater speed is adjustable between 140 rpm and 285 rpm.



TECHNICAL SPECIFICATIONS

- Bowl Capacity: 5 Lt.
- Planetary mixing action.
- Beater Speeds: 140 rpm / 285 rpm.
- Power Supply: 380 V (3 phase)

Code	Dimensions (± 1 cm)	Approximate Weight (kg)
C-050	45 x 56 x 58 (h)	78

Cement/Mortar Mixer (C-050)

AUTOMATIC CEMENT/MORTAR MIXER (C-050/A)

- Used to assure an efficient mixing for the cement and the mortars.
- Can take a capacity up to 5 liters.
- The mixer is equipped with a planetary mixing mechanism for better performance.
- The beater speed is adjustable between 140 rpm and 285 rpm.
- The mixer automatically add the sand at the correct time depending on the selected standard.

TECHNICAL SPECIFICATIONS

- Automatic mixing
- Bowl Capacity: 5 Lt.
- Planetary mixing action.
- Beater Speeds: 140 rpm / 285 rpm.
- Power Supply: 380 V (3 phase)



Code	Dimensions (± 1 cm)	Approximate Weight (kg)
C-050/A	56 x 56 x 70 (h)	95

Automatic Cement/Mortar Mixer (C-050/A)

MIXING TIME

EN 196-1				
Mixing Water & Cement	Adding Sand	Mixing	Waiting	Mixing
At low speed for 30 sec.	For 30 sec.	At high Speed for 30 sec.	for 90 sec	At high speed for 60 sec.
EN 196-3				
Mixing Water & Cement		Waiting		Mixing
At low speed for 90 sec.		For 30 sec.		At high speed for 90 sec.
EN 196-9				
Mixing Sand & Cement	Adding Water Manually	Mixing		Mixing
At low speed for 30 sec.	User should press "OK" after finishing	At low speed for 60 sec.		At high speed for 60 sec.

LE CHATELIER FLASK (C-022)

- Used to determine the relative density (the specific gravity) for the hydraulic cement and the lime.
- The measurement is done by taking an empty flask, filling it with cement then adding polar liquid and measure the weight of the flask at each step and using it in the related formula.
- The flask neck comes graduated from 0 to 1 ml. and from 18 to 24 ml.
- The accuracy for the graduation on the neck is 0.05 ml.



Le Chatelier Flask (C-022)


TECHNICAL SPECIFICATIONS

- Graduation (0-1) & (18-24) ml. with 0.05 ml. accuracy.

Code	Dimensions (± 1 cm)	Approximate Weight (kg)
C-022	9 x 9 x 29 (h)	0.1

LE CHATELIER MOULD (C-023)

- Designed to have an internal diameter of 30 mm for the split cylinder and a height of 30 mm.
- The mould is equipped with two stems.
- Used to determine the soundness for cement in either hot or cold water.



Le Chatelier Mould (C-023)

TECHNICAL SPECIFICATIONS

- Split cylinder 30 mm internal diameter x 30 mm high with two indicator stems.

Code	Dimensions (± 1 cm)	Approximate Weight (kg)
C-023	18 x 3 x 3 (h)	0.02

LE CHATELIER BATH (G-040/06)

- Used with the Le Chatelier Moulds (to be ordered separately) to determine the soundness of the cement.
- Made from stainless steel interior, and equipped with a stainless steel cover and base shelf.
- Equipped with a digital thermostat and indicator.



Le Chatelier Bath (C-040/06)

● SUPPLIED WITH

- Stainless Steel Cover
- Base Shelf

Code	Dimensions (± 1 cm)	Approximate Weight (kg)
C-040/06	35 x 20 x 31 (h)	6.5

● TECHNICAL SPECIFICATIONS

- Digital Thermostat & Indicator.
- Interior stainless steel.
- Power Supply: 220 - 240 V / 50 or 60 Hz (110 V / 60 Hz is also available)



AGGREGATE

INDEX

AGGREGATE

Item	Code	Page
Sample Splitter	G-080	108
Universal Sample Splitter	G-081	109
Flakiness Sieve Set	AG-030	109
Thickness / Flakiness Gauge	AG-032	110
Length Gauge	AG-034	110
Grid Sieve Set	AG-038	111
Aggregate Shape Gauge	AG-036	111
Sand Equivalent Shaker	AG-040/SS	112
Sand Equivalent Set	AG-040	113
Organic Impurities Set	AG-240	114
Methylene Blue Set	AG-041	115
Los Angeles Abrasion Tester	AG-191	117
Noise Reduction Cabinet for AG-191	AG-191/SPC	119
Abrasive Charges for AG-191	AG-191/AC	119
Abrasion Tester for Concrete Tiles and Natural Stones	AG-197	120
Dorry Abrasion Tester (Böhme)	AG-199	121
Skid Resistance Tester	AG-190	122
Sand Absorption Cone and Tamper	AG-200	122
Micro-Deval Testing Machine	AG-195	123
Aggregate Crushing Value	AG-210	124
Aggregate Impact Value	AG-220	125

■ SAMPLE SPLITTER (G-080)

ASTM C136 • AASHTO T27 • EN 933-3 • EN 933-3

- The sample splitter equipment is designed to halve/divide aggregates, soils, sands and gravel into two representative halves.
- Made of powder coated enameled steel.



● SUPPLIED WITH:

Sample Splitter (G-080)

- Pans (2 ea)

Code	Chute Width (mm)	Number of Chutes
G-080/09	9.0	12
G-080/12	12.5	12
G-080/19	19.0	10
G-080/25	25.0	10
G-080/37	37.5	8
G-080/50	50.0	8
G-080/62	62.5	8
G-080/75	75.0	8

UNIVERSAL SAMPLE SPLITTER (G-081)

- Used to halve/divide large amount of aggregates, soils, sands and gravel into two representative portions.
- The width of each chute bar is 1/2".
- Equipped with lever and release hoppers.
- Made of heavy-duty steel.
- Supplied with two collecting pans



SUPPLIED WITH:

- Collecting Pans (2 ea)


Code	Dimensions (± 1 cm)	Approximate Weight (kg)
G-081	72 x 50 x 87 (h)	46

TECHNICAL SPECIFICATIONS

- Chutes: Adjustable, Width: 1/2" each.

FLAKINESS SIEVE SET (AG-030)

- Used to determine whether the aggregate particle is flaky or not, that is to determine whether the thickness of the particle is less than 60% of its nominal size or not. The sieve is made from robust stainless steel.



TECHNICAL SPECIFICATIONS

- Model of Steel

- The sieve sizes for the set are:
 - 4.90 mm x 30.00 mm
 - 7.20 mm x 40.00 mm
 - 10.20 mm x 50.00 mm
 - 14.40 mm x 60.00 mm
 - 19.70 mm x 80.00 mm
 - 26.30 mm x 90.00 mm
 - 33.90 mm x 100.00 mm

Code	Dimensions (± 1 cm)	Approximate Weight (kg)
AG-030	26 x 45 x 7.5 (h)	2.4

THICKNESS / FLAKINESS GAUGE (AG-032)

- Used to determine whether the aggregate is flaky or not, that is to state whether its thickness is less than 60% of its nominal size.
- Made of a heavy-duty stainless steel.



Thickness / Flakiness Gauge (AG-032)


TECHNICAL SPECIFICATIONS

- Used for determining the thickness
- Made of stainless steel

Code	Dimensions (± 1 cm)	Approximate Weight (kg)
AG-032	38 x 16	0.8

LENGTH GAUGE (AG-034)

- Used to determine the amount of elongation occurred on the aggregate sample.
- Supplied with a wooden base.



Length Gauge (AG-034)

TECHNICAL SPECIFICATIONS

- Used for determining the length
- Supplied with:
 - Wooden Base

Code	Dimensions (± 1 cm)	Approximate Weight (kg)
AG-034	40 x 8 x 2 (h)	0.3

■ GRID SIEVE SET (AG-038) EN 993-3

- Used to determine the flakiness index for the aggregate particles and determine the particle shape.
- The sieve is made from robust frame with stainless steel bars.
- Consists of 14 sieves with openings as the following (mm):
 - 50.00 - 40.00 - 31.50 - 25.00 - 20.00 - 16.00 - 12.50 - 10.00 - 8.00 - 6.30 - 5.00 - 4.00 - 3.15 - 2.50



Grid Sieve Set (AG-038)

● TECHNICAL SPECIFICATIONS

- Metal frame
- Stainless steel parallel bars
- Set of 14 sieves (mm):
 - 50.00 - 40.00 - 31.50 - 25.00 - 20.00 - 16.00 - 12.50 - 10.00 - 8.00 - 6.30 - 5.00 - 4.00 - 3.15 - 2.50

Code	Dimensions (± 1 cm)	Approximate Weight (kg)
AG-038	39 x 35 x 8 (h)	3.5

■ AGGREGATE SHAPE GAUGE (AG-036) EN 993-4 • DIN 4226

- Used to measure the ratio between the length to the thickness of any individual particle.



Aggregate Shape Gauge (AG-036)

● TECHNICAL SPECIFICATIONS

- Made of steel

Code	Dimensions (± 1 cm)	Approximate Weight (kg)
AG-036	40 x 15	0.5

■ SAND EQUIVALENT SHAKER (AG-040/SS)

- Provides a constant, uniform and precise shaking for the sand sample.
- The stroke of the shaker is 200 mm ± 10 mm. and the rate of shaking is 175 stroke per minute.
- Equipped with a digital stroke indicator.



● TECHNICAL SPECIFICATIONS

- Stroke : 200 mm ± 10 mm
- Rate : 175 str/min
- Digital Stroke Indicator
- Power Supply: 220 - 240 V / 50 or 60 Hz (110 V / 60 Hz is also available)

Sand Equivalent Shaker (AG-040/SS)

Code	Dimensions (± 1 cm)
AG-040/SS	45 x 35 x 45 (h)

■ SAND EQUIVALENT TEST SET (AG-040)

EN 933-8 • ASTM D2419 • AASHTO T-176

- The test is used to determine the relative portion of undesirable clay-like or plastic fines and dusts that occur in granular soils and fine aggregates passing the No. 4 sieve.



● TECHNICAL SPECIFICATIONS

Sand Equivalent Test Set (AG-040)

- Measuring Cylinder (4 ea)
- Rubber Stopper (2 ea)
- Measuring Can
- Plastic Bottle
- Irrigator Tube
- Syphon assembly jar
- Weighted Foot
- Funnel
- Ruler
- Stock Solution
- Case
- Sand Equivalent Shaker to be ordered separately

ORGANIC IMPURITIES SET (AG-240)

- Used to determine the impurities and their amount in the soil and the fine particles of aggregates.
- Equipped with organic color scale and organic impurities bottle.



Organic Impurities Set (AG-240)

TECHNICAL SPECIFICATIONS

- Set comprises:
 - Organic Color Scale (AG-240/CS)
 - Organic Impurities Bottle (AG-240/TB)

■ METHYLENE BLUE SET (AG-041) EN 933-9

- Used to determine the amount of clay in the fine proportions of aggregates.



Methylene Blue Set (AG-041)

● TECHNICAL SPECIFICATIONS

- 50 cc burette x stopcock
- Support base x clamp
- Glass Rod and filter discs
- 3000 ml plastic beaker
- Methylene blue 250 gr
- Kaolinite 1000 gr
- Mixer 400 - 700 rpm
- Impeller: 75 mm dia
- Power Supply: 220-240 v/50 Hz.



■ LOS ANGELES ABRASION TESTER (AG-191) EN 1097-2 • ASTM C131 • ASTM C535

- Used to measure the degradation of mineral aggregates of standard gradings resulting from a combination of actions including abrasion or attrition, impact, and grinding in a rotating steel drum containing a specified number of steel spheres.
- Consists of a hollow steel cylinder, with a wall thickness of 12 mm (1/2") closed at both ends having an inside diameter of 711 mm (28"), and an inside length of 508 mm (20").
- The drum rotates at 31 – 33 rpm.
- Supplied with an automatic digital counter that shows the number of revolutions for the drum.

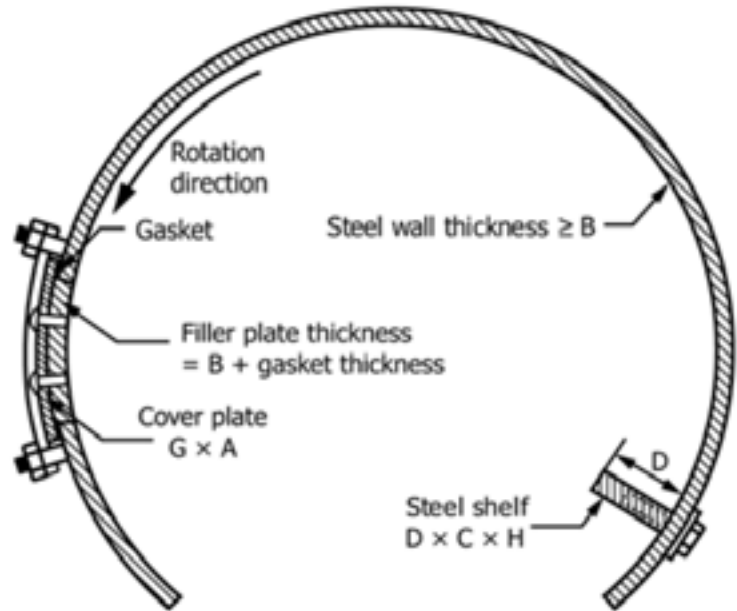


LOS ANGELES ABRASION TESTER (AG-191)

EN 1097 - 2 • ASTM C131.

DRUM DIMENSIONS

A	1/4" 6 mm
B	1/2" 12 mm
C	1" 25 mm
D	3 1/2" 90 mm
G	7 1/2" 190 mm
H (Drum Width)	20" 510 mm
∅ (Drum Diameter)	28" 711 mm



SUPPLIED WITH

- Material catch pan

TECHNICAL SPECIFICATIONS

- Automatic digital counter
- The drum rotates at 31 - 33 rpm
- Power Supply: 220 - 240 V / 50 or 60 Hz (110 V / 60 Hz is also available)

Code	Dimensions	Approximate Weight
AG-191	44" x 35" x 40" 110 x 88 x 100 (h) cm	830 lb 376 kg
AG-191/SPC	51" x 45" x 44" 128 x 113 x 110 (h) cm	305 lb 138 kg

■ NOISE REDUCTION CABINET (AG-191/SPC)

- The cabinet is to decrease the noise.
- AG-191/SPC should be ordered separately.



Noise Reduction Cabinet (AG-191/SPC)

■ ABRASIVE CHARGES (AG-191/AC)

- Abrasive charges are used with the Los Angeles Abrasion Tester to measure the abrasive-resistance for the aggregate particles.
- Standards (ASTM or EN) should be specified at the time of order.



Abrasive Charges (AG-191/SS)

■ ABRASION TESTER for NATURAL STONES and CONCRETE TILES (AG-197)

- Used to determine the abrasion-resistance of the natural stones and tiles.
- Equipped with abrasion disc of 70 mm thickness.
- Designed with “Automatic Revolution” selection feature for accurate and better results.
- Supplied with pack of white corundum.



Abrasion Tester for Natural Stones and Concrete Tiles (AG-197)

● TECHNICAL SPECIFICATIONS

- Testing machine for Natural Stones and Tiles
- Abrasion Disc is 70 mm thick
- Automatic Revolution Selection
- Power Supply: 220 - 240 V / 50 or 60 Hz (110 V / 60 Hz is also available)

Code	Dimensions (± 1 cm)
AG-197	90 x 60 x 130 (h)

■ DORRY ABRASION TESTER - BÖHME (AG-199)

- Used to determine the abrasion-resistance of the aggregate particles.
- Supplied with a horizontal abrasion disc with a diameter of 750 mm.
- Automatic revolution selection for better and accurate results.
- Equipped with sample holder, beam-loading device, and a pack of white corundum.



Dorry Abrasion Tester - Böhme (AG-199)

● TECHNICAL SPECIFICATIONS

- Horizontal Abrasion Disc \varnothing 750 mm
- Automatic Revolution Selection
- Sample holder - beam loading device & weight
- Power Supply: 220 - 240 V / 50 or 60 Hz (110 V / 60 Hz is also available)

Code	Dimensions (\pm 1 cm)	Approximate Weight (kg)
AG-199	174 x 102 x 114 (h)	374

■ SKID RESISTANCE TESTER (AG-190)

ASTM E-103 • BS 812-144 • EN 1097

- Used to determine the surface friction of the curved aggregates, polished surfaces, concrete pavements and natural rocks.
- Suitable to measure the skid resistance for asphalt pavement.
- The mechanism is based on the energy loss from the rubber piece while sliding over the specimen. The amount of resistance is measured and transferred to a nearly-friction-less pointer. This helps providing precise and accurate results.
- Supplied with 6 pieces of rubber sliders and a specimen holder.



Skid Resistance Tester (AG-190)

● SUPPLIED WITH

- 6 rubber sliders
- Specimen Holder

● TECHNICAL SPECIFICATIONS

- Measuring Surface Friction
- Free fall of pendulum arm
- Rubber Sliders

■ SAND ABSORPTION CONE & TAMPER (AG-200)

BS 812

- Made of a very rigid and strong steel.
- Used to determine the specific gravity for the required specimens.



Sand Absorption Cone And Tamper (AG-200)

● TECHNICAL SPECIFICATIONS

- Made of Steel

Code	Dimensions (± 1 cm)	Approximate Weight (kg)
AG-200	9 x 9 x 16 (h)	0.4

■ MICRO-DEVAL ABRASION TESTER (AG-195) EN 1097-1

- Used to determine the abrasion-resistance of the aggregate particles.
- The machine is made of a rigid steel frame on which one of the following combinations can be mounted:
 - 4 cylinders (Ø 200 mm x 154 mm)
 - 2 cylinders (Ø 400 mm x 154 mm)
 - 2 cylinders (Ø 200 mm x 154 mm) and 1 cylinder (Ø 400 mm x 154 mm)
- Transparent safe guard is fixed on the machine to increase the safely level and insure fault-less environment.
- Equipped with automatic digital counter.
- Supplied with:
 - 2 cylinders (Ø 200 mm x 154 mm)
 - Abrasive Charges - Ø 10 mm (20 kg)



Micro-Deval Testing Abrasion Tester (AG-195)

● TECHNICAL SPECIFICATIONS

- Rigid Steel Frame
- Stainless Steel Drums Ø 200 mm x 154 mm (2 ea)
- Safety Guard, Transparent
- Automatic Digital Counter
- Abrasive Charges - Ø 10 mm (20 kg)
- Power Supply: 220 - 240 V / 50 or 60 Hz (110 V / 60 Hz is also available)

Code	Dimensions (± 1 cm)
AG-195	142 x 47 x 46 (h)

AGGREGATE CRUSHING VALUE (AG-210) BS 812-110

- Used to determine the crushing value for the aggregate particles.
- Contains the standard Aggregate Crushing Value pieces.
- The cylinder supplied with the set is made of a heavy-duty steel to resist the impacts during the test.
- Includes a plunger, tamping rod and a base plate.



Aggregate Crushing Value (AG-210)

TECHNICAL SPECIFICATIONS

AG-210/075	AG-210/150
Used for aggregate passing 9.5 mm sieve	Used for aggregate passing 12.7 mm and retaining on 9.5 mm sieve (Ten Percent Fines Value Test)
Steel Cylinder (Ø 75 mm)	Steel Cylinder (Ø 150 mm)
Plunger	Plunger
Tamping Rod (Ø 8 mm x 300 mm)	Tamping Rod (Ø 16 mm x 600 mm)
Measure (Ø 57 mm x 90 mm)	Measure (Ø 115 mm x 180 mm)
Base Plate	Base Plate

AGGREGATE IMPACT VALUE (AG-220) BS 812

- Used to determine the aggregate particle resistance to impact.
- Contains the standard Aggregate Impact Value pieces.
- Supplied with automatic blow counter.
- Supplied with a sample cylinder, measuring cylinder and a tamping rod.



Aggregate Impact Value (AG-220)

TECHNICAL SPECIFICATIONS

- Standard AIV set
- Measure of resistance to impact
- Automatic counter of Blows
- Sample cylinder
- Cylindrical measure
- Tamping Rod

Code	Dimensions (± 1 cm)	Approximate Weight (kg)
AG-220	22 x 44 x 82 (h)	42



SOIL

INDEX

SOIL

Item	Code	Page
Motorized Liquid Limit Device - Casagrande Apparatus	T-030/M	128
Liquid Limit Device - Casagrande Apparatus	T-030	129
Cone Penetrometer	T-090	130
Plastic Limit Set	T-035	131
Shrinkage Limit Set	T-037	131
Pocket Penetrometer	T-304	132
Dial Penetrometer	T-308	132
Soil Penetrometer	T-310	133
Hand Vane Tester	T-175	133
Lightweight Dynamic Penetrometer	T-300/LW	134
TRL Dynamic Penetrometer	T-300/TRL	134
Balloon Density Apparatus	T-067	135
Compaction Determination Apparatus	T-065	135
Sand Cone Set	T-061	136
Calibration Container for T-061	T-061/x/CC	136
Standard Proctor Set	T-050/S	138
Modified Proctor Set	T-050/M	138
Automatic Soil Compactor	T-055	139
Moisture / Temperature Tester	T-462	140
Water Level Indicator	T-470	140
Universal Carbide Tester (Speedy Moisture Tester)	T-068	141
Nuclear Density / Moisture Gauge	EZ-121	143
Electrical Density Gauge	EDG	145
Laboratory CBR Tester - LCD	T-001/LCD	147
Field CBR Tester	T-005	148
Conversion Frame for Field CBR	T-005/L	148
Laboratory CBR Tester - Digital	T-001/D	149
CBR Equipment	T-01x	150
Sample Extruder	T-020	151
Universal Extruder	T-025	151
Constant Head Permeability Set	T-250/CH	152
Falling Head Permeability Set	T-250/FH	152
Digital Plate Load Set	T-063	153
Oedometer - Consolidation	T-210	154
Uniaxial tester	T-201/D	155
Direct Shear Tester	T-220	156
Triaxial Tester	T-5001/A	159

MOTORIZED LIQUID LIMIT DEVICE - CASAGRANDE APPARATUS (T-030/M)

ASTM D4318 • BS 1377 • AASHTO T89

- Equipped with a motor that perform the drop cycles automatically in a constant speed.
- Used to determine the moisture content at which soil pass from plastic to liquid state. This feature is very important in specifying the type of the soil, moreover, in determining the other parameters that relay on the soil type.
- Includes a cup that drops on a hard rubber base. It is also equipped with a drop counter.
- The grooving tool is supplied with the equipment (Testing standard is to be specified at the time of order).



Motorized Liquid Limit Device (T-030/M)

SUPPLIED WITH

- Blow Counter
- Grooving Tool (T-030/GT)

TECHNICAL SPECIFICATIONS

- Motorized
- Comprising of:
 - Hard rubber base
 - Brass cup
 - Cam mechanism
 - Blow counter
- Power Supply: 220 - 240 V / 50 or 60 Hz (110 V / 60 Hz is also available)

Code	Dimensions (± 1 cm)	Approximate Weight (kg)
T-030/M	26 x 16 x 13 (h)	3.1

LIQUID LIMIT DEVICE - CASAGRANDE APPARATUS (T-030)

ASTM D4318 • BS 1377 • AASHTO T89

- Used to determine the moisture content at which soil pass from plastic to liquid state. This feature is very important in specifying the type of the soil, moreover, in determining the other parameters that relay on the soil type.
- Includes a cup that drops on a hard rubber base. It is also equipped with a drop counter.
- The grooving tool is supplied with the equipment (Testing standard is to be specified at the time of order).



Liquid Limit Device (T-030)

SUPPLIED WITH

- Blow Counter
- Grooving Tool (T-030/GT)

Code	Dimensions (± 1 cm)	Approximate Weight (kg)
T-030	22 x 15 x 13 (h)	2.5

TECHNICAL SPECIFICATIONS

- Comprising of:
 - Hard rubber base
 - Brass cup
 - Cam mechanism
 - Blow counter



ASTM Grooving Tool (T-030/GT/ASTM)



AASHTO Grooving Tool (T-030/GT/AASHTO)

CONE PENETROMETER (T-090)

- Used to determine the moisture content while soil passing from plastic to liquid state by measuring the penetration of standard cone free falling into the soil under controlled conditions.
- Designed with auto-zeroing mechanism and a release button is equipped to the machine for easier using experience.



Digital Cone Penetrometer (T-090)

T-090 Hand-operated model with a digital indicator to be used with a stopwatch.



Semi-Automatic Digital Cone Penetrometer (T-090/SA)

T-090/SA Semi-Automated model with a digital indicator. It releases and stops the plunger automatically and shows the penetration measurements on a digital indicator.

● SUPPLIED WITH

- Penetration Cone (T-090/PC)
 - Length: 35 mm
 - Angle: 30°
- Sample Cup (T-090/SC)

PLASTIC LIMIT SET (T-035)

ASTM D4318 • BS 1377-2 • AASHTO T-90

- Used to determine the plastic limit (lowest moisture content) at which a sample can be rolled into threads 3 mm diameter without breaking and/or cracking.
- Consists of a 300 x 300 mm glass plate, stainless steel rod, 6 pieces of moisture tins, mixing dish and a spatula.



Plastic Limit Set (T-035)

SUPPLIED WITH

- Stainless steel rod (Ø 3 mm)
- Glass plate (30x30 cm) (GL-38)
- Moisture tin (6 ea) (GL-20)
- Mixing dish (GPP)
- Spatula (GL-17)

SHRINKAGE LIMIT SET (T-037)

ASTM D427 • AASHTO T-92

- Used to determine the maximum amount of moisture in the sample at which the soil will not shrink while drying.
- Consists of crystallizing dish, shrinkage prong plate, evaporating dish, spatula and a graduated cylinder.



Shrinkage Limit Set (T-037)

SUPPLIED WITH

- Crystallizing Dish
- Shrinkage Prong Plate (w/ 3 Prongs)
- Evaporating Dish (GPP)
- Spatula (GL-17)
- Graduated Cylinder - 25 ml (GCM/0025)

POCKET PENETROMETER (T-304)

- Used to determine the classification of cohesive soil based on its consistency, shear strength and the approximate unconfined compressive strength.
- The range is (0 – 5) kgf/cm²
- Equipped with a peak value indicator and supplied with a carrying case.



Pocket Penetrometer (T-304)

SUPPLIED WITH

- Case

TECHNICAL SPECIFICATIONS

- Range: 0-5 kgf / cm²
- Peak Value Indicator

Code	Dimensions (± 1 cm)	Approximate Weight (kg)
T-304	Dia: 2 / h: 17	0.2

DIAL PENETROMETER (T-308)

- Used to determine the angle of friction, the cohesion index and the approximate unconfined compressive strength.
- Can be used on the foundation soil from clayey soil to sandy soil.
- The diameter of the dial is 60 mm, and equipped with a peak value holder.
- The Zero Setting for the equipment can be done by pushing the reset button.
- Consists of 5 different plungers to meet the required need, with diameters as follows:
 - 6.35 - 10 - 15 - 20 - 25 mm diameter



Dial Penetrometer (T-308)

TECHNICAL SPECIFICATIONS

- Dial Diameter : 60 mm
- Peak Value Holder
- Zero Setting by Push Button
- 5 Different Plungers:
 - 6.35-10-15-20-25 mm diameter

Code	Dimensions (± 1 cm)	Approximate Weight (kg)
T-308	7.0 x 14.5 x 3.5 (h)	0.2

SOIL PENETROMETER (T-310)

- Used to determine the relationship between the moisture content and penetration resistance of fine-grained soils.
- Consists of a special spring dynamometer with pressure indicating scale on the stem of the handle.
- The maximum pressure obtained by the test is indicated by the sliding ring on the stem.



Soil Penetrometer (T-310)

● SUPPLIED WITH

- Carrying Case

HAND VANE TESTER (T-175) ASTM D2573

- Used to determine the shear strength of the soil either in the laboratory or in the field (in-situ). It is very easy to use and gives the result directly in kPa.




Hand Vane Tester (T-175)

● TECHNICAL SPECIFICATIONS

- Can be used in the laboratory or in the field

■ LIGHTWEIGHT DYNAMIC PENETROMETER (T-300/LW)

- Used to determine the structural properties of the pavement, roads or any other existing construction areas with boundless materials.



● SUPPLIED WITH

Dynamic Penetrometer (T-300/LW)

- Sounding rods - Ø 20 mm x 1 m (11 ea)
- Lifting device
- Grooved rod for sample extraction (1 ea)
- Hammer (10 kg) falling from 500 mm height
- Anvil
- Coupling
- Drive point 90° x 500 mm² (1 ea)
- Drive point 90° x 1000 mm² (1 ea)

■ TRL DYNAMIC PENETROMETER (T-300/TRL)

- Used to determine the structural strength of pavement layers in the field.



● SUPPLIED WITH

- Hammer (8 kg) falling from 575 mm fixed height
- Driving rod (16 mm)
- Disposable cone tip (Ø 20 mm / 60°)
- Coupler assembly
- Carrying case

BALLOON DENSITY APPARATUS (T-067)

- Used to determine the in-place density and unit weight of compacted or firmly bonded soil.
- Suitable for use as a means of acceptance for compacted fill or embankments constructed of fine-grained soils or granular soils without appreciable amounts of rock or coarse material.
- Also may be used for the determination of the in-place density and unit weight of undisturbed or in situ soils, provided the soil will not deform under the pressures imposed during the test.



SUPPLIED WITH

- Rubber balloons
- Base plate

COMPACTION DETERMINATION APPARATUS (T-065)

- Used to determine the compaction percentage for the soil sample.
- Consists of a 12" diameter ring and supplied with complete accessories needed to perform the test.



Compaction Determination (T-065)

Code	Dimensions (± 1 cm)	Approximate Weight (kg)
T-065	41 x 31 x 25 (h)	8.0

■ SAND CONE SET (T-061) ASTM D1556 • AASHTO T-191

- Used to determine the in-situ density of the fine grain compacted soil. The test consists of making a hole in the compacted soil layer, filling it with known-density soil sample from the container (plastic jar/sand pouring cylinder), then measuring the soil weight along with the water content.
- Contains a sand cone and a base plate that has an opening designed for the cone to sit into. The set also contains a container (plastic jar/sand pouring cylinder) to be used during the test.

■ CALIBRATION CONTAINER (T-061/x/CC)

- Used for taking reference measurement for the Sand Replacement test.



SAND CONE SET (T-061)
 ASTM D1556 • AASHTO T-191



Sand Density Cone Set - Ø 6.5" (T-061/6)	Sand Replacement Set - Ø 200 mm (T-061/8)	Sand Density Cone Set - Ø 12" (T-061/12)
Sand Cone - Ø 6.5" (T-061/6/C)	Sand Cone - Ø 200 mm (T-061/8/C)	Sand Cone - Ø 12" (T-061/12/C)
Base Plate (T-061/6/BP)	Tray (T-061/8/BP)	Base Plate (T-061/12/BP)
Plastic Jar (T-061/6/PJ)	Sand Pouring Cylinder (T-061/8/SPC)	Sand Pouring Cylinder (T-061/12/SPC)
-	Calibration Container (T-061/8/CC)	-

STANDARD PROCTOR SET (T-050/S)

ASTM • BS • AASHTO

- Used to determine the relationship between the moisture content and the density for the compacted soil sample. Specifying this relationship will help detecting the optimum moisture content of the compacted soil sample along with its maximum dry density.



Item	Standard Proctor Mould (ASTM)	Standard Proctor Rammer (ASTM)	Standard Proctor Mould (EN)	Standard Proctor Rammer (EN)	Standard Proctor Mould (BS)	Standard Proctor Rammer (BS)
Code	T-050/S-M/ASTM	T-050/S-R/ASTM	T-050/S-M/EN	T-050/S-R/EN	T-050/S-M/BS	T-050/S-R/BS
Diameter	4" (101.6 mm)	2" (50.8 mm)	100 mm	50 mm	105 mm	50 mm
Height (Drop)	4.584" (116.4 mm)	12" (304.8 mm)	120 mm	305 mm	115.5 mm	300 mm
Weight	-	5.5 lb (2.495 kg)	-	2.50 kg	-	2.50 kg

MODIFIED PROCTOR SET (T-050/M)

ASTM • BS • AASHTO

- Used to determine the relationship between the moisture content and the density for the compacted soil sample. Specifying this relationship will help detecting the optimum moisture content of the compacted soil sample along with its maximum dry density.



Item	Modified Proctor Mould (ASTM)	Modified Proctor Rammer (ASTM)	Modified Proctor Mould (EN)	Modified Proctor Rammer (EN)	Modified Proctor Mould (BS)	Modified Proctor Rammer (BS)
Code	T-050/M-M/ASTM	T-050/M-R/ASTM	T-050/M-M/EN	T-050/M-R/EN	T-050/M-M/BS	T-050/M-R/BS
Diameter	6" (152.4 mm)	2" (50.8 mm)	150 mm	50 mm	N/A	50 mm
Height (Drop)	4.584" (116.4 mm)	18" (457.2 mm)	120 mm	457 mm	N/A	450 mm
Weight	-	10 lb (4.5364 kg)	-	4.50 kg	N/A	4.50 kg

AUTOMATIC SOIL COMPACTOR (T-055)

ASTM • BS • AASHTO

- Used to determine the relationship between molding water content and dry unit weight of soil.
- Specifying this relationship will help detecting the optimum moisture content of the compacted soil sample along with its maximum dry density.
- Can perform both standard and modified compactions on soil samples assuring uniform and precise practice.
- Safety transparent door eliminates risks and allows observation.
- Equipped with automatic digital counter which stops at the required number of blows.
- The compactor can be used to compact samples in both standard and modified proctor moulds.



Automatic Soil Compactor (T-055)

Item		Automatic Proctor (ASTM)	Automatic Proctor (EN)
Standard	Diameter	2" (50.8 mm)	50 mm
	Drop Height	12" (304.8 mm)	305 mm
	Weight	5.5 lb (2.495 kg)	2.50 kg
Modified	Diameter	Circular: 2" (50.8 mm) Sector: 2.9" (73.7 mm)	50 mm
	Drop Height	18" (457.2 mm)	457 mm
	Weight	10 lb (4.5364 kg)	4.50 kg



MOISTURE / TEMPERATURE TESTER (T-462)

- Used to determine the moisture percentage and the temperature of the soil samples and the fine aggregates with maximum particle diameter of 10 mm.
- It measures upto 1000 mm depth.
- The range of the moisture content that can be detected by the equipment is between 0% (Dry condition) to 35% with sensitivity of (0.5%).
- The temperature ranges between (-20 °C) to (+60 °C) with reading sensitivity of 0.5 °C.



TECHNICAL SPECIFICATIONS

- Specially for Sand, Aggregate
- Depth: 1 m Depth
- Moisture: 0-35% (0.5 %)
- Temperature : -20 / +60 (0.5 °C)

WATER LEVEL INDICATOR (T-470)

- Used for determining the level of water in boreholes, wells or any other ground opening.
- Pilot lamp is activated when the probe touches the surface of the water.
- Custom length can be manufactured upon request.



AVAILABLE MODELS

- Length: 50 m (T-470/050)
- Length: 100 m (T-470/100)
- Length: 200 m (T-470/200)

Water Level Indicator (T-470)

UNIVERSAL CARBIDE TESTER (Speedy Moisture Tester) (T-068)

- Used to determine the moisture in the soil, sand and aggregate particles. The machine gives quick and accurate results. The tester is suitable for both lab and field work.
- The mechanism carried out by the machine is through measuring the gas emission from the reaction between water and calcium carbide.
- The tester is equipped with a portable electronic balance, steel balls and a carrying case.



SUPPLIED WITH

- Calibrated Pressure Bottle
- Moisture Meter
- Precise Digital Scale
- Spherical balls
- Sample Cups (2 ea)
- Hammer
- Chisel
- Sampling Spoon
- Sample Grinding Bowl
- Set of 25 ampoules of Calcium Carbide
- Digital Timer/Stopwatch
- Calibration set
- Cleaning Brush
- Carrying Case



NUCLEAR DENSITY / MOISTURE GAUGE (EZ-121)

- Used to determine density and the moisture content of the sample in a very short period with very accurate results.
- The testing time can be chosen from the control panel as 15 seconds, 1 minute and 4 minutes.
- The depth range that can be measured by this equipment is 12" (30 cm), with 1" measurement increment.
- Supplied with all the necessary accessories to perform the test.

TECHNICAL SPECIFICATIONS

- Used for rapid field tests.
- Test time: 15 sec / 1 min / 4 min
- Depth Range up to 12" (30 cm)
- Increment: 1" (2.5 cm)
- With Accessories



Nuclear Density / Moisture Gauge (EZ-121)

Code	Dimensions (± 1 cm)	Approximate Weight (kg)
EZ-121	Gauge : 40 x 22 x 14 (h)	41
	Reference Standard : 35 x 20 x 8 (h)	
	Transit Case : 79 x 36 x 50 (h)	
	Accessory Case : 50 x 25 x 13 (h)	





ELECTRICAL DENSITY GAUGE (EDG) ASTM D7698

- The Electrical Density Gauge (EDG) is a nuclear-free alternative for determining the moisture and density of compacted soils used in road beds and foundations.
- The EDG is a portable, battery-powered instrument capable of being used anywhere without the concerns and regulations associated with nuclear safety.
- Its user-friendly, step-by-step menu guides the user through each step of the testing procedure and cautions the user when values do not correspond to established curves for the material being tested.
- Easy-to-use, the EDG can be used as a construction aid to monitor day-to-day compaction operations by providing performance and measurement results highly comparable to those achieved with traditional methods, including the nuclear gauge and/or a sand-cone and oven moisture test combination.
- When conducting a test, the EDG measures and displays the results for wet and dry density, gravimetric moisture content and percent compaction.



Electrical Density Gauge (EDG)

TECHNICAL SPECIFICATIONS

- Portable, battery powered.
- Step-by-step menu guide throughout the test.
- Power: Li-ion Battery

Code	Dimensions (± 1 cm)	Approximate Weight (kg)
EDG	53 x 43 x 20 (h)	7





LABORATORY CBR TESTER - LCD (T-001/LCD)

ASTM 1883 • BS 1377:4 • EN 13286:47

- The California Bearing Ratio (CBR) is a penetration test carried out to evaluate the mechanical strength of road subgrades and base-course layers.
- Equipped with an LCD Data Acquisition System to view/perform the test and show the CBR index automatically upon finishing the test.
- Has a capacity of 50 kN and automatically performs the test, with an automatic stop after finishing the test and returning to initial position.
- The LCD screen shows the Loading versus Penetration in a real time graph during the test.
- Equipped with output port to RS 232 or normal printer.
- Equipped with a memory that has the ability to save 1000 test results. Old test results can be recalled and observed on the LCD monitor.

SUPPLIED WITH

- Load cell: 50 kN cap
- Penetration Piston

TECHNICAL SPECIFICATIONS

- Capacity: 50 kN
- Graphical LCD Data Acquisition system
- Two loading rate: (1 mm/min) and (1.27 mm/min)
- Automatic stop when test complete
- Loading vs. Penetration is shown graphically
- CBR index is given automatically
- RS 232 or output to printer is available
- 1000 test data can be stored
- Old tests can be recalled
- Power Supply: 220 - 240 V / 50 or 60 Hz (110 V / 60 Hz is also available)



Laboratory CBR Tester (T-001/LCD)

Code	Dimensions (± 1 cm)	Approximate Weight (kg)
T-001/LCD	42 x 75 x 100 (h)	110



FIELD CBR TESTER (T-005)

ASTM 1883 • BS 1377:7 • AASHTO T-193

- The California Bearing Ratio (CBR) is a penetration test carried out to evaluate the mechanical strength of road subgrades and base-course layers.
- Designed with a capacity of 50 kN and suitable for field works.
- Equipped with a mechanical jack (2-speed), and a load ring.
- Includes a penetration piston specially designed for CBR Apparatus, penetration dial (2 pieces), dial holder, extension rods and a surcharge weight.



Field CBR Tester (T-005)

TECHNICAL SPECIFICATIONS

- Capacity : 50 kN
- Mechanical Jack - 2 Speed
- Load Ring
- Set Includes:
 - CBR Penetration Piston
 - Penetration Dial (2ea)
 - Dial Holder
 - Extension Rods
 - Surcharge Weight

CONVERSION FRAME FOR FIELD CBR TESTER (T-005/LF)

ASTM 1883 • BS 1377:4 • EN 13286:47

- This frame cannot be used alone, the frame is used to convert the field CBR (T-005) in order to use it in the laboratory.



Field CBR (T-005) with Conversion Frame (T-005/LF)

LABORATORY CBR TESTER - DIGITAL (T-001/D)

ASTM 1883 • BS 1377:4 • EN 13286:47

- The California Bearing Ratio (CBR) is a penetration test for evaluation of the mechanical strength of road subgrades and base-courses.
- Has a capacity of (50 kN) and the machine is suitable to be used in laboratories.
- Equipped with a digital load indicator.
- Supplied with a CBR penetration piston and a penetration dial.



Laboratory CBR Tester - Digital (T-001/D)

TECHNICAL SPECIFICATIONS

- Lab Type - Digital
- Capacity : 50 kN
- Load Indicator : Digital Load Cell
- Power Supply: 220 - 240 V / 50 or 60 Hz (110 V / 60 Hz is also available)

SUPPLIED WITH

- Penetration Piston
- Dial Indicator for Penetration (25 mm / 0.01 mm)

Code	Dimensions (± 1 cm)	Approximate Weight (kg)
T-001/D	42 x 70 x 100 (h)	110

CBR EQUIPMENT (T-01x)



TECHNICAL SPECIFICATIONS

Code	Item	ASTM (T-01x/ASTM)	BS (T-01x/BS)	EN (T-01x/EN)
T-010	CBR Mould	Ø 6" x 7"	Ø 152 mm x 127 mm	Ø 150 mm x 120 mm
T-011	Solid Base Plate	Solid	Solid	Solid
T-012	Perforated Base Plate	Perforated	Perforated	Perforated
T-013	Spacer Disc with T-Handle	Ø 5 15/16" x 2.416"	Ø 150 mm x 50 mm	Ø 149.5 mm x 36 mm
T-014	Slotted Surcharge Weight	5 lb (2270 g)	N/A	N/A
T-014	Split Surcharge Weight	N/A	2000 g	2000 g
T-015	Annular Surcharge Weight	5 lb (2270 g)	2000 g	2000 g
T-016	Swell Plate with Stem	Steel	Steel	Steel
T-017	Tripod	Cast Iron	Cast Iron	Cast Iron
T-018	Dial Indicator	10 / 0.01 mm	25 / 0.01 mm	10 / 0.01 mm
T-019	Soaking Tank	Plastic	Plastic	Plastic

SAMPLE EXTRUDER (T-020)

- Used to extract the sample from its mould. It can be used with proctor test moulds, CBR test moulds, Marshall test moulds and other moulds having the diameter 100 mm / 4" to 150 mm / 6".
- The machine is actuated using a manual hydraulic jack.



Sample Extruder (T-020)

TECHNICAL SPECIFICATIONS

- Manual-Hydraulic Type
- Used for 100 mm / 4" to 150 mm / 6" diameter samples
- Can be used with Proctor, CBR, Marshall moulds

Code	Dimensions (± 1 cm)	Approximate Weight (kg)
T-020	Dia: 30 / h: 60	35

UNIVERSAL EXTRUDER (T-025)

- Used to extract the sample out of Shelby moulds, proctor moulds and CBR moulds.
- Controlled by a hydraulic jack having 400 mm stroke.
- Supplied with all the needed adaptors to meet the need of the user, to be specified at the time of inquiry.



Universal Extruder (T-025)



Universal Extruder (T-025)

TECHNICAL SPECIFICATIONS

- Used for:
 - Shelby, proctor moulds, CBR mould
 - Piston stroke 400 mm
 - Supplied with adaptors

■ CONSTANT HEAD PERMEABILITY SET (T-250/CH)

- Used to determine the permeability of granular-grained soils
- Consists of:
 - Permeameter stand
 - Constant-head permeability cell
 - Manometer tubes/valves
 - Constant-head tank

● TECHNICAL SPECIFICATIONS

- Permeameter Stand with 3 tubes
- Constant-head permeability cell - \varnothing 75 mm (1 ea)



■ FALLING HEAD PERMEABILITY SET (T-250/FH)

- Used to determine the permeability of fine-grained soils
- Consists of:
 - Permeameter stand
 - Constant-head permeability cell
 - Manometer tubes/valves
 - Constant-head tank

● TECHNICAL SPECIFICATIONS

- Permeameter Stand with 3 tubes
- Constant-head permeability cell - \varnothing 114 mm (1 ea)



DIGITAL PLATE LOAD SET (T-063/D)

ASTM D1194 • ASTM D1195 • BS 1377:9

- Used to determine the bearing capacity of soil layers in road constructions, foundations, highways, airport and subgrades and sub-layers of soil.
- Includes a hydraulic loading device, digital indicator, a manual pump, datum bar, dial holder and two dials each with sensitivity of 0.01 mm.
- Also includes two pieces of circular plates, having diameters of 300 mm and 450 mm.



Digital Plate Load Set (T-063/D)

TECHNICAL SPECIFICATIONS

- Hydraulic loading
- Capacity : 100 kN
- Equipped with digital manometer

SUPPLIED WITH

- Ø 300 mm bearing plate
- Ø 450 mm bearing plate
- Datum bar
- Dial holder (3 ea)
- Dial 50 / 0.01 mm (3 ea)

■ OEDOMETER - CONSOLIDATION (T-210) ASTM D2435 • BS 1377-6

- Used to determine the behavior of the soil sample upon certain loading in a specified period of time. It indicates the settlement characteristics of the soil which is known as Consolidation.
- The loading ratio for the device is 10:1 and designed as front loading type. The rear weight is used for balancing the device.
- The device has a support for a screw jack and supplied with a dial and its holder, consolidation cell, two porous discs and weight set.
- Fixed on a frame and can be ordered as 1, 2 or 3 devices on the same frame.



● SUPPLIED WITH

- Dial Indicator : 12.7 / 0.002 mm
- Dial Holder
- Consolidation Cell
- Porous Discs (2 ea)
- Weight Set (4 x 10 kg, 1 x 5 kg, 1 x 2 kg, 2 x 1 kg, 1 x 0.5 kg, 2 x 0.25 kg)

Code	Dimensions (± 1 cm)	Approximate Weight (kg)
T-210/1	50 x 80 x 135 (h)	84
T-210/2	90 x 80 x 135 (h)	163
T-210/3	130 x 80 x 135 (h)	242

● TECHNICAL SPECIFICATIONS

- Front Loading Type
- Load Ratio = 10:1
- Rear Balancing Weight
- Screw Jack Support
- Oedometers can be ordered as one (T-063/1), two (T-063/2) or three (T-063/3) devices on the same frame.

UNIAXIAL TESTER (T-201/D)

- The test is also known as “Unconfined Compression Strength Test (UCS)”.
- Used to determine the material behavior and characteristics under axial loading up to failure point. It can also determine the local deformation of the soil sample upon loading.
- Has a capacity of 50 kN and equipped with a load cell and digital indicator.
- The digital indicator has a “Peak Hold” function that shows the maximum load.



Uniaxial Tester (T-201/D)

TECHNICAL SPECIFICATIONS

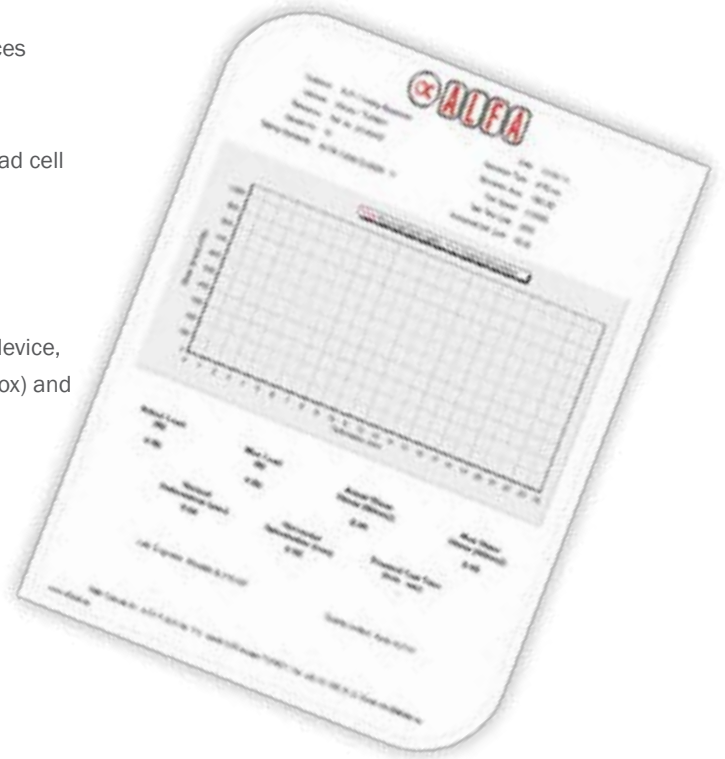
- Capacity : 50 kN
- Load Cell & Digital Indicator
- “Peak Hold” function for max. Load
- Power Supply: 220 - 240 V / 50 or 60 Hz (110 V / 60 Hz is also available)

Code	Dimensions (± 1 cm)	Approximate Weight (kg)
T-201/D	50 x 90 x 115 (h)	120

DIRECT SHEAR TESTER (T-220)

ASTM D3080 • BS 1377-7

- Used to determine the resistance of soil against shear forces applied on it.
- The device is equipped with a KIOSK type touch screen, load cell with a capacity of 5 kN.
- The loading speed varies from 9 – 0.00001 mm/min.
- Supplied with vertical and horizontal dials, beam loading device, shear box (either 60 mm diameter or 60x60 mm square box) and weight set.



DIRECT SHEAR TESTER (T-220)

ASTM D3080 • BS 1377-7



● SUPPLIED WITH

- Software
- Electronic Deformation Sensor (Vertical and Horizontal)
- Beam Loading Arm
- Shear Box 60 mm dia. or 60 mm square (To be specified at the time of order)
- Weight Set (4 x 10 kg, 1 x 5 kg, 1 x 2 kg, 2 x 1 kg, 1 x 0.5 kg, 2 x 0.25 kg)

● TECHNICAL SPECIFICATIONS

- LCD Graphical System
- Shear force measurement by Load Cell
- Maximum Shear Force: 5000 N
- Maximum Vertical Load: 500 N / 5000 N (using 10:1 loading arm)
- Speed Range: 0.00001 - 5.00000 mm/min
- Power Supply: 220 - 240 V / 50 or 60 Hz (110 V / 60 Hz is also available)



FULLY AUTOMATIC TRIAXIAL TESTER (T-5001/A)

ASTM D2850 • D4767 • D7181

- Used to perform large range of Triaxial tests on soil samples to determine the strength parameters and the mechanical properties.
- Capable of performing:
 - Standard Triaxial Tests:
 - UU Test (Unconsolidated Undrained Test)
 - CU Test (Isotropically Consolidated Undrained Test)
 - CD Test (Isotropically Consolidated Drained Test)
 - Wide range of advanced Triaxial tests (ie, K_0 consolidation, custom stress paths, extension tests ... etc)
- Capacity:

▪ Frame	: 200 kN (20 tons)
▪ Load Cell	: 20 kN (2 tons)
▪ Cell	: 2000 kPa
▪ Pressure Transducer	: 25 bar
▪ Water Tank	: > 30 lt
▪ Ram travel	: 50 mm
- Sample Dimensions

▪ Triaxial Tests	: 35 – 70 mm
▪ Flexible Wall Permeability	: 35 – 90 mm
- The load cell is installed inside the cell to eliminate the piston friction calculations from the test and provide very precise measurements, which is directly applied on the sample. The water-proof load cell is made completely of stainless steel.



■ FULLY AUTOMATIC TRIAXIAL TESTER (T-5001/A)

ASTM D2850 • D4767 • D7181

- The load is applied by servo-motor, which allows sensitive control on loading speed ranging from 0.00001 – 9.99999 mm/min.
- The cell is made of high-strength plexiglass specially designed for this particular device with thickness of 10 mm.
- Equipped with 2 PVAs (Pressure-Volume Actuator) which controls and measures both pressure change volume change in the cell and the sample. The PVA is completely controlled from computer with the supplied software.
- The pressure is measured using very precise pressure transducer that sends the data to the equipped acquisition system.
- The acquisition system gathers the data from all the sensors (load cell, pressure transducers, electronic position indicators ... etc), analyses it and sends it to the computer via USB.
- The water tank is fitted with a magnetic stirrer to de-air the water before pumping it into the system. Adding this feature significantly reduces the time required to saturate the sample and provide air-free water during the test to the whole system.
- The LCD indicator at the front of the system shows the readings from all the sensors and the position of the PVA pistons with the amount of water left in each one simultaneously.
- The tests are all performed from computer with the help of ALFA's state-of-the-art Triaxial Control software (refer to appendix A for more details).
- The device is supplied with all the required accessories to perform Triaxial Tests, Uniaxial UCS Tests, Permeability Tests, and all the tools for proper sample preparation.

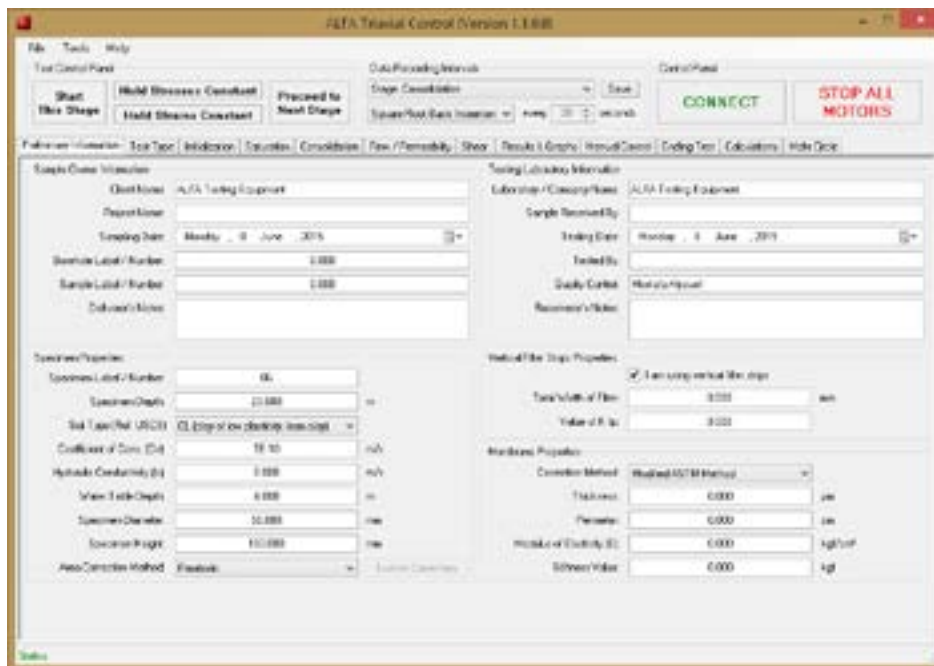
● SUPPLIED WITH



FULLY AUTOMATIC TRIAXIAL TESTER (T-5001/A)

ASTM D2850 • D4767 • D7181

TRIAXIAL SOFTWARE






- The software provides full control on ALFA's Triaxial Tester (T-5001/A). It consists of different tabs with self-explanatory notes and guides taken from the international standards and based on the findings of reliable researchers and universities in the world.
- Each tab guides the user to what should be done in very simple step-by-step progress. The top part of the software is constant that provides quick access to some important control functions on the software and the machine like proceeding to next stage, changing the data recording method for the report, emergency stop for the machine ... etc.

FULLY AUTOMATIC TRIAXIAL TESTER (T-5001/A)

ASTM D2850 • D4767 • D7181

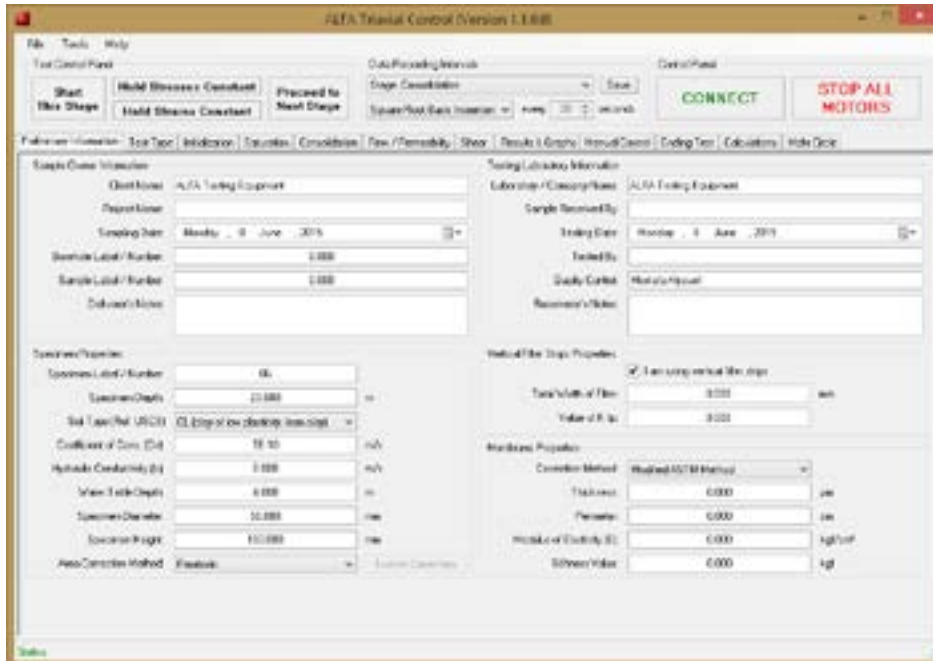
● TRIAXIAL SOFTWARE

File Menu		
• Start New Test	Used to start new test from beginning	
• Continue Old Test	Used to continue an old test and merge the data of sets together for comparison	
• Save	Saves the current test	
• Save As	Saves the current test to different file	
• Reporting	Adjust the report settings and what to include in it	
• Data Export	Export the data to third-party applications like Excel	
• Exit	Closes the software	
Tools Menu		
• Preferences	Adjust test preferences like units, connections ... etc	
• Calibration	Perform / check the sensors' calibration	
• LCD Monitor	Turn ON and OFF the LCD monitor	
Help Menu		
• Check for Updates	Check if there is any update available for the software (requires internet connection)	
• User Manual	Views the user manual	
• About	Gives information about the software and its version	

FULLY AUTOMATIC TRIAXIAL TESTER (T-5001/A)

ASTM D2850 • D4767 • D7181

● TRIAXIAL SOFTWARE : Preliminary Information Tab



The screenshot displays the 'Preliminary Information' tab in the ALFA Triaxial Control software. The interface includes a menu bar (File, Tools, Help) and a toolbar with buttons for 'Start', 'Stop', 'Hold Strains Constant', 'Proceed to Next Stage', 'Data Processing Interval', 'Data Conversion', 'Square Root Back Inversion', 'CONNECT', and 'STOP ALL MOTORS'. The main area is divided into several sections:

- Sample Owner Information:** Fields for Client Name (ALFA Testing Equipment), Report Name, Sampling Date (Monday, 8 June 2015), Specimen Label/Number (0.000), Sample Label/Number (0.000), and Collector's Name.
- Testing Laboratory Information:** Fields for Laboratory/Company Name (ALFA Testing Equipment), Sample Received By, Testing Date (Monday, 8 June 2015), Tested By, Quality Control (Manual/Visual), and Receiver's Name.
- Specimen Properties:** Fields for Specimen Label/Number (00), Specimen Depth (0.000), Soil Type (UCS) (Edge of the stability line - 10), Coefficient of Cons. (C_v) (10.00), Hydraulic Conductivity (k_v) (0.000), Water Table Depth (0.000), Specimen Diameter (50.000), Specimen Height (100.000), and Area Correction Method (Freeback).
- Vertical Strips Properties:** A checked checkbox for 'I am using vertical strips', and fields for Total Value of Film (0.000) and Value of R_v (0.000).
- Membrane Properties:** A dropdown for Correction Method (Modified ASTM Method), and fields for Thickness (0.000), Permeate (0.000), Module of Elasticity (E) (0.000), and Strain Value (0.000).

Sample Owner Information:

- To be filled with the sample owner's information. These information are used in the final report.

Testing Laboratory Information:

- To be filled with the testing laboratory or institute's information. These information are used in the final report.

Specimen Properties:

- Specimen number, depth, coefficient of consolidation, water table, soil type, diameter, height, area correction method ... etc are all selected and specified from this section. These information are crucial and to be used in further calculations and to decide the behavior of the equipment based on the sample properties.

Vertical Strips:

- Specifying whether the vertical strips are used or not, with its properties.

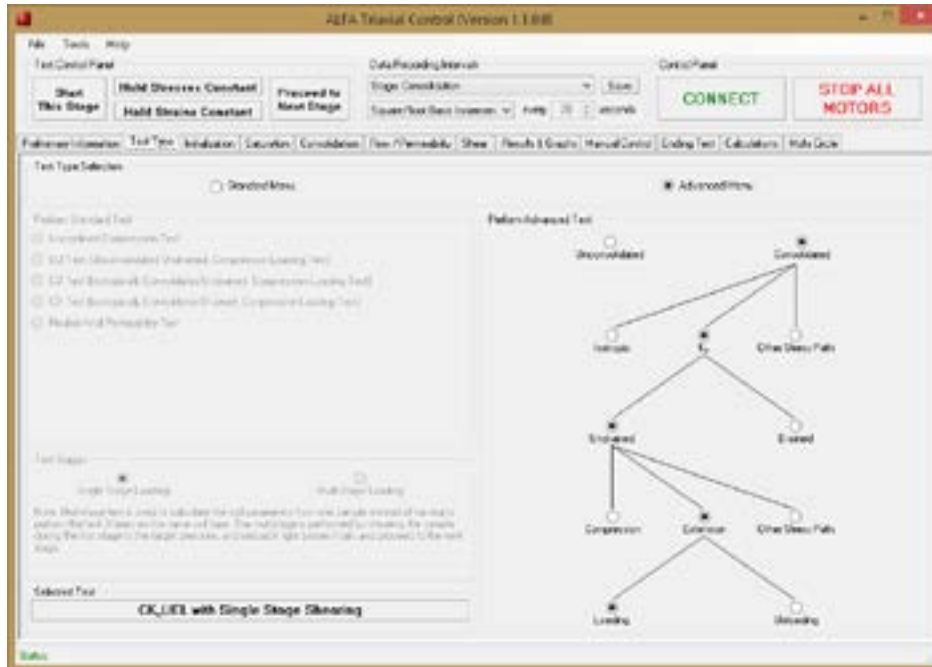
Membrane Properties:

- Specify the correction method for the membrane and specify its properties.

FULLY AUTOMATIC TRIAXIAL TESTER (T-5001/A)

ASTM D2850 • D4767 • D7181

● TRIAXIAL SOFTWARE : Test Type Tab



Test Type Selection:

- Select whether to have simplified menu (for standard tests) or advanced menu (for custom tests).

Perform Standard Test:

- Choose the test type from simplified selections.

Perform Advanced Test:

- Choose the test from stage-by-stage selection. This option gives the ability to perform any custom test on the sample from very wide range of functions based on international standards and findings of reliable researchers and institutes.

Test Stages:

- Select between single-stage or multi-stage tests. This option gives the ability to obtain 3 mohr circles and determine the strength parameters from a single Triaxial soil sample.

Selected Test:

- Displays the chosen test type.

FULLY AUTOMATIC TRIAXIAL TESTER (T-5001/A)

ASTM D2850 • D4767 • D7181

● TRIAXIAL SOFTWARE : Initialization Tab



Proper Flushing Instructions:

- Some instructions to perform proper flushing for the setup to avoid having air bubbles left over.

Initial Readings / Positions:

- Shows and controls the initial positions of each piston/motor to avoid over-travelling or running out of water during the test.

Vacuum Application:

- Gives the ability to include the vacuum calculations to the software if applied (used for sand samples).

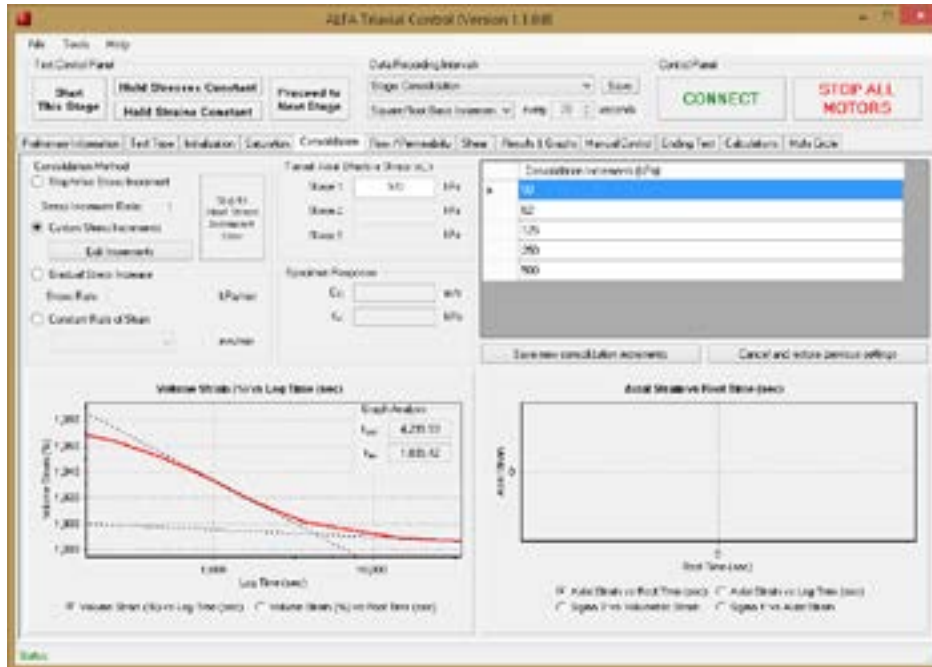
Stage Automation Control:

- Gives the option to select which stage to start automatically.

FULLY AUTOMATIC TRIAXIAL TESTER (T-5001/A)

ASTM D2850 • D4767 • D7181

TRIAXIAL SOFTWARE : Consolidation Tab



Consolidation Method:

- Gives the ability to select which method to follow in order to consolidate the sample.

Target Pressures:

- Gives the option to target 3 consolidation pressures in multi-stage mode to obtain the strength parameters from single sample.

Specimen Response:

- Shows the consolidation value and the K0 value.

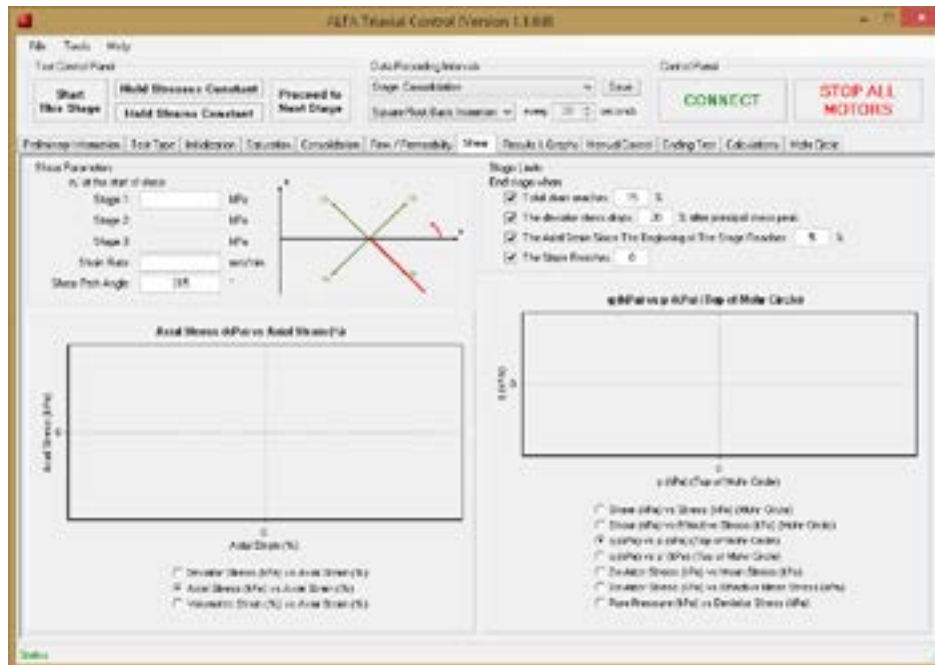
Graphs:

- Axial Strain vs σ_1
- σ_3 vs σ_1
- Volumetric strain vs time (for t50 and t100 calculations)

FULLY AUTOMATIC TRIAXIAL TESTER (T-5001/A)

ASTM D2850 • D4767 • D7181

● TRIAXIAL SOFTWARE : Shear Tab



Shear Parameters:

- Displays the target pressure for each stage and gives the ability to draw any custom path for the sample. The strain rate is also specified in this section.

Stage Limits:

- Gives the option to end the test with any desired limitations..

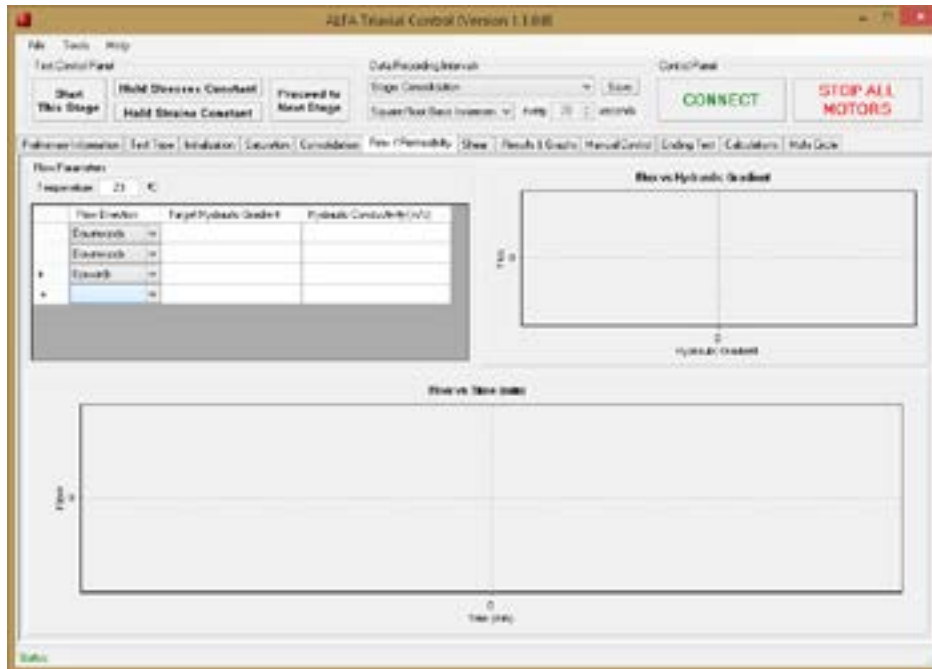
Graphs:

- Mohr Circle graphs and calculations
- q vs p
- q vs p'
- Deviator stress vs mean stress
- Pore pressure vs deviator stress

FULLY AUTOMATIC TRIAXIAL TESTER (T-5001/A)

ASTM D2850 • D4767 • D7181

● TRIAXIAL SOFTWARE : Flow/Permeability Tab



Flow Parameters:

- Displays the target pressure for each stage and gives the ability to draw any custom path for the sample. The strain rate is also specified in this section.

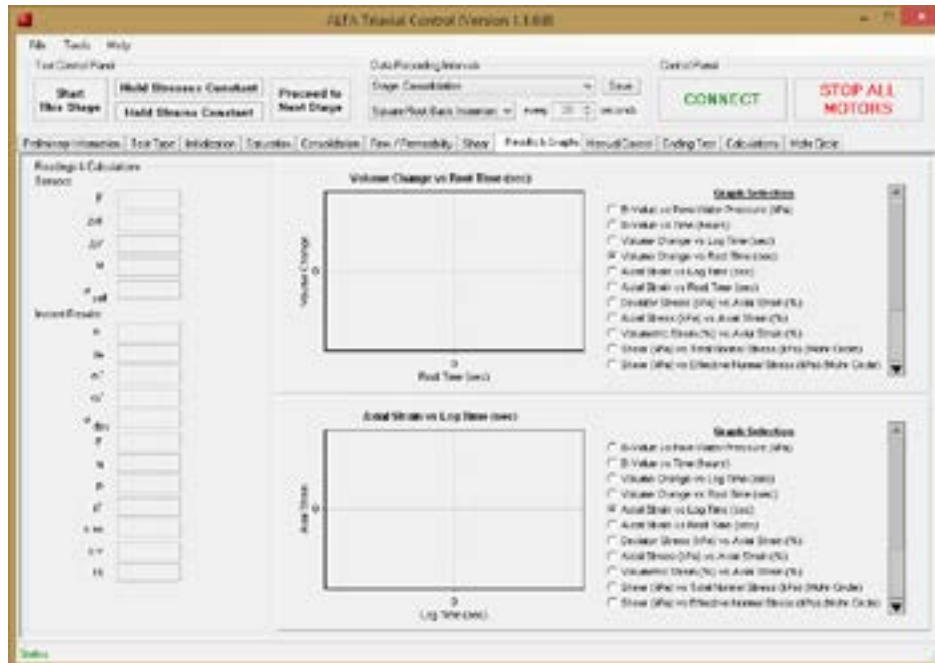
Graphs:

- Flow vs time
- Flux vs hydraulic gradient

FULLY AUTOMATIC TRIAXIAL TESTER (T-5001/A)

ASTM D2850 • D4767 • D7181

● TRIAXIAL SOFTWARE : Results & Graphs Tab



Readings and Calculations:

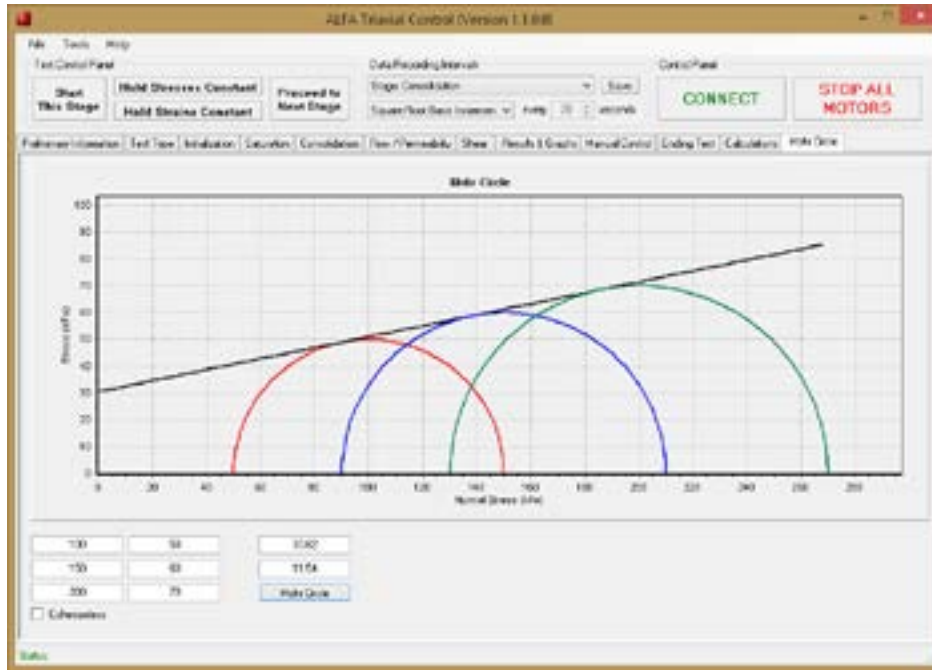
- Shows the readings from all the sensors and the calculated values for each parameter simultaneously.

Graphs:

- B-Value vs Pore Water Pressure (kPa)
- a-Value vs Time (hours)
- Volume Change vs Log Time (sec)
- Volume Change vs Root Time (sec)
- Axial Strain vs Log Time (sec)
- Axial Strain vs Root Time (sec)
- Deviator Stress (kPa) vs Axial Strain
- Axial Stress (kPa) vs Axial Strain
- Volumetric Strain vs Axial Strain
- Shear (kPa) vs Total Normal Stress (kPa) (Mohr Circle)
- Shear (kPa) vs Effective Normal Stress (kPa) (Mohr Circle)
- q (kPa) vs p (kPa) (Top of Mohr Circle)
- q (kPa) vs p' (kPa) (Top of Mohr Circle)
- Deviator Stress (kPa) vs Mean Stress (kPa)
- Deviator Stress (kPa) vs Effective Mean Stress (kPa)
- Pore Pressure (kPa) vs Deviator Stress (kPa)

FULLY AUTOMATIC TRIAXIAL TESTER (T-5001/A)
 ASTM D2850 • D4767 • D7181

- **TRIAXIAL SOFTWARE : Mohr Circle Tab**



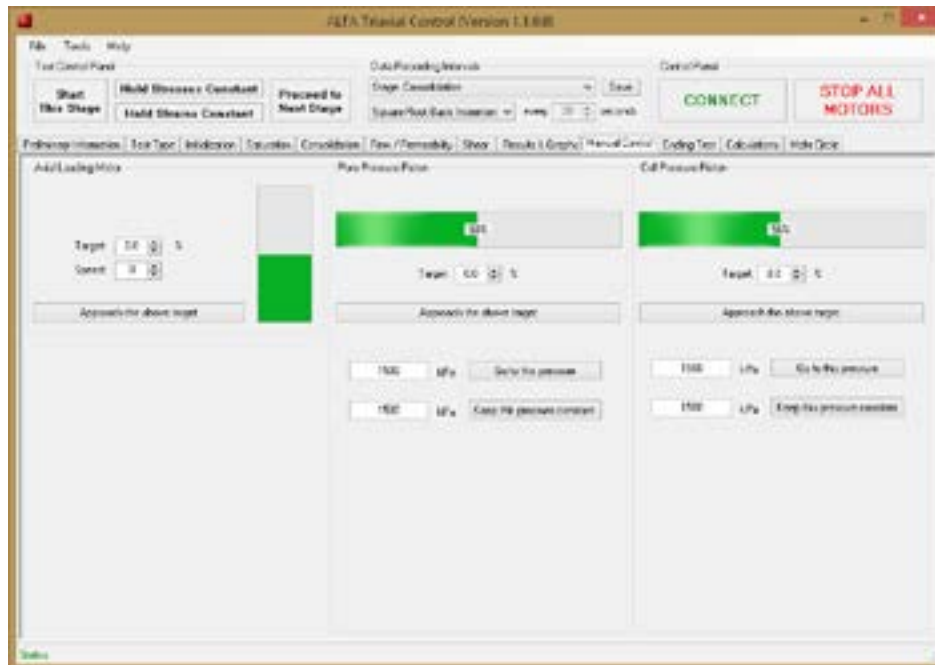
Mohr Circle

- The software allows the user to combine and compare tests from different samples together in one single report, draw the corresponding mohr circles and calculate the related soil characteristics.

FULLY AUTOMATIC TRIAXIAL TESTER (T-5001/A)

ASTM D2850 • D4767 • D7181

● TRIAXIAL SOFTWARE : Manual Control Tab



- Provides manual control on each motor/PVA.

Ending Test Tab:

- Gives instructions on how to end the test properly and empty the cell from water ... etc.

ASPHALT/BITUMEN

INDEX

ASPHALT / BITUMEN

Item	Code	Page
Marshall Stability Tester – LCD	A-001/LCD	175
Marshall Stability Tester – Digital	A-001/D	176
Marshall Mould	A-010	176
Automatic Marshall Compactor	A-015	177
Hi-Low Detector – Travelling Beam	A-069	178
Sample Extruder	A-020	178
Bitumen Penetrometer	A-090	179
Marshall Water Bath	G-040	180
Bitumen Content Oven – Ignition Method	A-030/IGN	181
Rolling Thin Film Oven	A-030/RTFO	182
Asphalt Oven with Rotating Shelves	A-030/TFO	183
Coring Machine – Trailer Mounted	A-065	184
Core Bit	A-065/x	184
Coring Machine – Portable	A-066	185
Flash Point Apparatus	A-470	186
Ring and Ball Softening Point Apparatus	A-472	186
Reflux Extractor	A-035	187
Centrifuge Extractor	A-031	187
Filter Paper	FP	188
Asphalt Heater	A-050/H	188
Marshall Mixer	A-050	189
Nuclear Density / Moisture Gauge	EZ-121	191
Saybolt Viscometer	A-430	192
Kinematic Viscometer	A-435	192
Ductility Tester	A-440	193
Ductility Mould	A-440/M	193
Emulsion Distillation Unit	A-450	194
Particle Charge Tester	A-460	194
Vacuum Pycnometer	A-490	195



MARSHALL STABILITY TESTER (A-001/LCD)

ASTM D1559 • EN 12697-34 • AASHTO T-245

- Used to determine the stability of the bituminous mix materials and capability of resistance against plastic deformation and flow value of the materials.
- Equipped with an LCD Data Acquisition System control the test and display the results in a very easy and simple way and, a memory to store up to 1000 test results to recall them in the future.
- Has a capacity of 50 kN and a loading rate of 2"/minute (50.8 mm/min).
- Fully automatic and to stop the test by itself when finishes and return to its initial position.
- Equipped with RS 232 port for computer connection and thermal printer (which should be ordered separately) to report the results quickly and directly from the machine.
- Supplied with load cell that has a capacity of 50 kN and flow-meter.

SUPPLIED WITH

- Load cell: 50 kN capacity
- Breaking Head
- Software

TECHNICAL SPECIFICATIONS

- Capacity : 50 kN
- High Precision Load Cell
- Electronic Measure of Flow
- Peak Hold of load and Flow
- Equipped with LCD Indicator
- Load Rate: 50.8 mm/min (2"/ min)
- Power Supply: 220 - 240 V / 50 or 60 Hz (110 V / 60 Hz is also available)



Marshall Stability Tester (A-001/LCD)

Code	Dimensions (± 1 cm)	Approximate Weight (kg)
A-001/LCD	45 x 60 x 110 (h)	90

MARSHALL STABILITY TESTER - DIGITAL (A-001/D)

ASTM D1559 • EN 12697-34 • AASHTO T-245

- Used to determine the stability of the bituminous mix materials and capability of resistance against plastic deformation and flow value of the materials.
- Has a capacity of 50 kN and equipped with a digital indicator that shows the load. The digital indicator displays the maximum load during the test via Peak Hold function.
- Supplied with a digital indicator and a stability mould.



Marshall Stability Tester - Digital (A-001/D)

TECHNICAL SPECIFICATIONS

- Capacity: 50 kN
- High Precision Load Cell
- Electronic Measure of Flow
- Peak Hold of load and Flow
- Stability Mould
- Complete with Digital Indicator
- Power Supply: 220 - 240 V / 50 or 60 Hz (110 V / 60 Hz is also available)

Code	Dimensions (± 1 cm)	Approximate Weight (kg)
A-001/D	42 x 55 x 90 (h)	88.5

MARSHALL MOULD (A-010)

- The sample, moulded in this equipment, can be used in Marshall Stability Tester.
- The Ø 4" mould is made of a heavy-duty steel and protected against corrosion.
- The mould is supplied with base plate and collar.



Marshall Mould (A-010)

TECHNICAL SPECIFICATIONS

- Mould (Ø 4")
- Base Plate
- Collar

Code	Dimensions (± 1 cm)	Approximate Weight (kg)
A-010	Dia: 12.5 / h: 15.5	3.8

AUTOMATIC MARSHALL COMPACTOR (A-015)

ASTM D6926 • AASHTO T 245 • EN 12697

- Used to determine the resistance of the asphalt sample to plastic flow. The test is performed in a fully automatic mechanism and programmed to stop automatically at the required number of blows.
- Supplied with the standard height and rammer weight according to ASTM/EN standards.
- Equipped with a blow counter, wooden pedestal and quick action clamping.



ASTM Model (A-015/ASTM)



EN Model (A-015/EN)

TECHNICAL SPECIFICATIONS (EN)

- Equipped with safety guard
- Blow Rate: 60 ± 5 blows per minute
- Rammer Weight: $4535 \text{ g} \pm 10 \text{ g}$
- Drop Height: $457 \pm 5 \text{ mm}$
- Power Supply: 220 - 240 V / 50 or 60 Hz (110 V / 60 Hz is also available)

TECHNICAL SPECIFICATIONS (ASTM)

- Blow Rate: 55 ± 5 blows per minute
- Rammer Diameter: $100.33 \text{ mm} \pm 0.25 \text{ mm}$ ($3.955" \pm 0.005"$)
- Rammer Weight: $4536 \text{ g} \pm 9 \text{ g}$ ($10 \text{ lb} \pm 0.02 \text{ lb}$)
- Drop Height: $457.205 \text{ mm} \pm 0.635 \text{ mm}$ ($18" \pm 0.025"$)
- Power Supply: 220 - 240 V / 50 or 60 Hz (110 V / 60 Hz is also available)

HI-LOW DETECTOR - TRAVELLING BEAM (A-069)

- Used for checking planeness/irregularities in concrete and bituminous road surfaces.
- The travelling beam is 3 meters long.
- Deviation of the surface is shown on a scale;
 - in increments of 2 mm from 0 - 10 mm
 - in increments of 5 mm from 10 - 25 mm



TECHNICAL SPECIFICATIONS

- Length : 3 m
- Equipped with scale (up to 25 mm)

SAMPLE EXTRUDER (A-020)

- Used to extract the sample from its mould. It can be used with proctor test moulds, CBR test moulds, Marshall test moulds and other moulds having the diameter 100 mm to 6".
- The machine is actuated using a manual hydraulic mechanism.



Sample Extruder (A-020)

TECHNICAL SPECIFICATIONS

- Manual-Hydraulic Type
- Used for 100 mm to 6" diameter samples
- Can be used with the moulds of Proctor, CBR, Marshall Tests

Code	Dimensions (± 1 cm)	Approximate Weight (kg)
A-020	Dia: 30 / h: 60	35

BITUMEN PENETROMETER (A-090)

- Used to determine the moisture content while soil passing from plastic to liquid state by measuring the penetration of standard cone free falling into the soil under controlled conditions.
- Designed with auto-zeroing mechanism and a release button is equipped to the machine for easier using experience.



Digital Penetrometer (A-090)

A-090 Hand-operated model with a digital indicator to be used with a stopwatch.



Semi-Automatic Digital Penetrometer (A-090/SA)

A-090/SA Semi-Automated model with a digital indicator. It releases and stops the plunger automatically and shows the penetration measurements on a digital indicator.

SUPPLIED WITH

- Penetration Needle (A-090/PN)
- Sample Cup (Ø 55 mm x 35 mm) (A-090/SC)
- Transfer Dish (Ø 127 mm x 23 mm) (A-090/TD)

MARSHALL WATER BATH (G-040)

EN 12697:34 • ASTM D1559 • ASTM D5581 • AASHTO T245

- Used to cure specimens at constant temperature.
- Exterior is made of powder coated steel and the interior tank and the cover are corrosion-resistant stainless steel.
- Supplied with perforated stainless steel shelf which stands at the bottom of the tank to ensure uniform temperature.
- Equipped with digital thermoregulator with range of ambient to 82°C (180°F) and pilot light heat indicator.
- The tank is insulated from the outer cabinet with thick mineral wool to reduce thermal loss and to help maintain constant temperature.
- Available in 2 different capacities and with/without water circulation options.



Water Bath (G-040/30)

SUPPLIED WITH

- Digital Thermostat & Indicator
- Stainless Steel Cover
- Base Shelf
- Pilot Lamp

TECHNICAL SPECIFICATIONS

- Digital Thermostat & Indicator
- Interior Stainless Steel
- Water circulation is optional (to be specified at the time of order)
- Power Supply: 220 - 240 V / 50 or 60 Hz (110 V / 60 Hz is also available)



Water Bath (G-040/60)

Code	External Dimensions (± 1 cm)	Internal Dimensions (± 1 cm)	Volume	Approximate Weight (kg)
G-040/30	12" x 20" x 8" 305 x 508 x 203 mm	13-3/4" x 21-1/2" x 15" 350 x 550 x 380 mm	7.93 gallons 30 liters	15
G-040/60	20" x 24-1/2" x 8" 508 x 622 x 203 mm	21-1/2" x 31-1/2" x 15" 550 x 800 x 380 mm	15.85 gallons 60 liters	30

BITUMEN CONTENT OVEN – IGNITION METHOD (A-030/IGN)

- Used to determine the bitumen/binder content in the asphalt and hot-mix samples.
- “After Burner” unit is installed at the top of the oven to reduce the gas emission during the test.
- The maximum temperature for the oven chamber is 600 °C.
- The maximum temperature for the After-Burner unit is 950 °C.
- The bottom of the innerchamber is made of insulating bricks with high strength against abrasion and impacts. The sides of the inner chamber with the ceiling lid are made of fiber board to provide better thermal insulation.
- The outer case is made of galvanized steel.
- The 7” True-Flat-Touch control panel is very user friendly and programmed to display the results graphically and in real-time during the test.
- Equipped with a sample plate and holder made of Nichrome.
- Weighing system (Capacity: 4 kg / Readability: 0.1 kg) is integrated in the oven.
- The oven is equipped with a thermal printer for faster/easier result reporting.



Bitumen Content Oven – Ignition Method (A-030/IGN)

SUPPLIED WITH

- After-Burner Unit.
- 7” Touch LCD Control Panel.
- Thermal Printer.
- Built-in Weighing System (Capacity: 4 kg / Readability: 0.1 kg).
- Sample Plate & Sample Holder.

TECHNICAL SPECIFICATIONS

- Chamber Maximum Temperature: 600 °C.
- After-Burner Maximum Temperature: 950 °C.
- Inner made of insulating bricks & fiber board.
- Outer made of galvanized steel.

Code	Dimensions (± 1 cm)	Approximate Weight (kg)
A-030/IGN	63x60 x 112 (h)	95

ROLLING THIN FILM OVEN (A-030/RTFO)

ASTM D2872 • AASHTO T240

- Used to determine the effects of heat and air on a moving film of semi-solid asphaltic materials. The effects of this treatment are determined from measurements of the selected properties of the asphalt before and after the test.
- Internal chamber and external frame are made of stainless steel. Double wall insulation is made of fiberglass and the door is double glazed.
- The door has large glass for inspection during the test.
- Equipped with safety thermostat to prevent accidental over-heating.
- Clear, transparent, heat-resistant glass containers are supplied with the oven.
- Should be connected to a suitable air pressure supply (can be ordered separately).



Rolling Thin Film Oven (A-030/RTFO)

SUPPLIED WITH

- Digital thermostat to maintain 163 °C (325 °F) temperature
- Control thermometer
- Ventilation device
- Glass containers / sample bottles (8 ea)
- Safety thermostat
- Pilot light heat indicator

TECHNICAL SPECIFICATIONS

- Made of Stainless Steel
- Door with Large Window for Inspection
- Power Supply: 220 - 240 V / 50 or 60 Hz (110 V / 60 Hz is also available)

Code	Dimensions (± 1 cm)	Approximate Weight (kg)
A-030/RTFO	62 x 91 x 62 (h)	55

ASPHALT OVEN WITH ROTATING SHELVES (A-030/TFO)

ASTM D1754 • EN 12607:2 • EN 13303 • AASHTO T179

- Used to determine the effects of heat and air on a film of semi-solid asphaltic materials. The effects of this treatment are determined from measurements of selected asphalt properties before and after the test.
- Internal chamber and external frame all made of stainless steel, double wall insulation with fiberglass, double-glazed door.
- Equipped with a digital thermostat and an indicator with operating temperature up to 180°C (356°F) fitted with overheat thermostat to prevent accidental over-temperature and to provide a safe working environment. The maximum temperature is regulated with the Proportional Integral Derivative (PID) control and goes to a maximum set value.
- The plate rotates at 5.5 ± 1.0 rpm.



Asphalt Oven With Rotating Shelves (A-030/TFO)

SUPPLIED WITH

- Digital thermostat to maintain 180°C (356°F) temperature
- Control thermometer
- Ventilation device
- Containers (2 ea + 9 ea)
- Safety thermostat

TECHNICAL SPECIFICATIONS

- Made of Stainless Steel
- Rotates at 5.5 ± 1.0 rpm
- Door with Large Window for Inspection
- Power Supply: 220 - 240 V / 50 or 60 Hz (110 V / 60 Hz is also available)

Code	Dimensions (± 1 cm)	Approximate Weight (kg)
A-030/TFOT	46 x 45 x 70 (h)	40

CORING MACHINE - TRAILER MOUNTED (A-065)

- Used to take core samples from the asphalt.
- Installed on a trailer for easy transportation.
- Equipped with a petrol engine, four stabilizing feet, 100 lt water tank.
- Core Bits for the machine should be ordered separately



Coring Machine - Trailer Mounted (A-065)

TECHNICAL SPECIFICATIONS

- Trailer Mounted
- Petrol Engine
- Stabilizing Feet (4 ea)
- Water Tank (100 Lt)
- Core Bits should be ordered separately

Code	Dimensions (± 1 cm)	Approximate Weight (kg)
A-065	130 x 141 x 140 (h)	260

Code	A-065/4	A-065/6
Core Bit Diameter	4" (≈ 100 mm)	6" (≈ 150 mm)



Coring Bits

■ CORING MACHINE - PORTABLE (A-066)

- Used to take core samples from the asphalt and concrete.
- The machine is designed to be portable and easily carried in a pick-up car.
- Equipped with a petrol engine, four stabilizing screw stands and a vertical screw feed.
- Suitable for Easy Single Person Operation.
- Core Bits for the machine should be ordered separately



Portable Coring Machine (A-066)

● TECHNICAL SPECIFICATIONS

- Portable unit.
- Petrol engine
- Four stabilizing screws.
- Vertical screw feed.
- Water inlet
- Engine Configuration : Vertical Shaft
- Engine Fuel : Gasoline
- Starter : Rewind
- Bit Capacity : Up to 6" (150 mm) diameter bits

FLASH POINT APPARATUS (A-470)

- Used to determine the maximum temperature the bitumen can be safely heated without the danger of instantaneous flash in the presence of an open flame.
- Equipped with electronic heater, thermoregulator, two thermometers, and a sample cup.



Flash Point Apparatus (A-470)

● SUPPLIED WITH

- Electric heater
- Thermoregulator
- Two Thermometers
- Sample Cup

RING AND BALL SOFTENING POINT APPARATUS (A-472)

- Used to determine the temperature at which a phase-change occur in the asphalt cement (bitumen) via “Softening Point Test”, that is to define the temperature at which an asphalt cement (bitumen) cannot support the weight of the steel ball and starts flowing.
- Comprises all the necessary parts to perform the test such as speed-controlled heater, magnetic stirrer, temperature probe, glass beaker, Ring and Ball support and test rings.

● SUPPLIED WITH

- Hot plate with magnetic stirrer
- Glass thermometer
- Glass beaker, ring and ball support, test rings



Ring and Ball Softening Apparatus (A-472)

REFLUX EXTRACTOR (A-035)

ASTM D2172 • AASHTO T-164

- Used to determine the percentage of bitumen in the asphalt pavement mixtures.
- Equipped with a glass cylinder, two wire mesh cones and brass condenser.
- Filter Papers should be ordered separately



Reflux Extractor (A-035)

TECHNICAL SPECIFICATIONS

- Capacity: 1000 g / 4000 g
- Glass Jar Cylinder
- Wire mesh Cone (2 ea)
- Thermometer
- Hotplate
- Brass Condenser

Code	Capacity (g)
A-035/1	1000
A-035/4	4000

CENTRIFUGE - EXTRACTOR (A-031)

ASTM D2172 • AASHTO T-164

- Used to determine the bitumen percentage in the asphalt mixtures.
- The extractor is available in two capacities (1500 g and 3000 g), and it is equipped with a speed control knob.
- Filter Papers should be ordered separately



Centrifuge - Extractor (A-031)

TECHNICAL SPECIFICATIONS

- Capacity: 1500 g / 3000 g
- Speed control knob
- Brake for fast stopping
- Filter Papers should be ordered separately
- Power Supply: 220 - 240 V / 50 or 60 Hz (110 V / 60 Hz is also available)

Code	A-031/15	A-031/30
Capacity	1500 g	3000 g

FILTER PAPER (FP)

- A-031/1500/FP Used for Centrifuge: 1500 g
- A-031/3000/FP Used for Centrifuge: 3000 g
- C-035/FP Used for Blaine Apparatus
- A-035/FP Used for Reflux Extruder
- T-010/FP Used for CBR Mould
- A-010/FP Used for Marshall Mould



Filter Paper (FP)

ASPHALT HEATER (A-050/H)

- Used to heat the asphalt and make it within the standard range of temperature for mixing.
- Equipped with a thermostat to control the temperature of the mix.



Asphalt Heater (A-050/H)

■ MARSHALL MIXER (A-050)

- Used to mix the samples with bituminous materials. The mixer provides uniform and quick mixing process.
- The beaters in the mixer rotates in both planetary and spindle ways to provide the best and the most efficient mixing state.
- Equipped with a stainless steel bowl and beater.



Marshall Mixer (A-050/05) with Heater (A-050/H)

● TECHNICAL SPECIFICATIONS

- Capacity: 5 lt (A-050/05)
10 lt (A-050/10)
- Rotates Planetary & Spindle
- Stainless Steel Bowl
- Beater
- Power Supply: 380 V (3 phase)



■ NUCLEAR DENSITY / MOISTURE GAUGE (EZ-121)

- Used to determine density and the moisture content of the sample in a very short period with very accurate results.
- The testing time can be chosen from the control panel as 15 seconds, 1 minute and 4 minutes.
- The depth range that can be measured by this equipment is 12" (30 cm), with 1" measurement increment.
- Supplied with all the necessary accessories to perform the test.


● TECHNICAL SPECIFICATIONS

- Used for rapid field tests.
- Test time: 15 sec / 1 min / 4 min
- Depth Range up to 12" (30 cm)
- Increment: 1" (2.5 cm)
- With Accessories



Nuclear Density / Moisture Gauge (EZ-121)

Code	Dimensions (± 1 cm)	Approximate Weight (kg)
EZ-121	Gauge : 40 x 22 x 14 (h)	41
	Reference Standard : 35 x 20 x 8 (h)	
	Transit Case : 79 x 36 x 50 (h)	
	Accessory Case : 50 x 25 x 13 (h)	



SAYBOLT VISCOMETER (A-430)

ASTM D88 • AASHTO T-72

- Used to determine the viscosity of the petroleum products at a specified temperature.
- Equipped with a digital thermostat and indicator to control the temperature.
- The body of the machine is made from a very strong and rigid stainless steel.
- Also equipped with a mixer to ensure the homogeneity while testing, copper coil for quick cooling and sample cup with orifice.



Saybolt Viscometer (A-430)

TECHNICAL SPECIFICATIONS

- Digital Thermostat & Indicator
- Stainless Steel Body
- Mixer for Homogeneity
- Copper coil for cooling
- Sample Cup and Orifice
- Power Supply: 220 - 240 V / 50 or 60 Hz (110 V / 60 Hz is also available)

Code	Dimensions (± 1 cm)	Approximate Weight (kg)
A-030	41 x 45 x 60 (h)	15

KINEMATIC VISCOMETER (A-435)

ASTM D2170

- Used to determine the kinematic viscosity of the bitumen and road oil.
- Equipped with electronic thermostat, thermometer and a heating unit.
- Equipped with water circulating unit to provide homogeneous/constant temperature all over the bath.




Kinematic Viscometer (A-435)

TECHNICAL SPECIFICATIONS

- Viscosity Tube(s) in accordance with ASTM D2170 (To be specified at the time of inquiry).
- Digital Thermostat & Indicator with accuracy of 0.02 °C.

DUCTILITY TESTER (A-440) ASTM D113 • AASHTO T-51

- Used to determine the ductility of a bituminous materials by measuring the distance to which it will elongate before breaking when two ends of a briquet specimen of the material are pulled apart at a specified speed and temperature.
- Unless otherwise specified, the test shall be made at a temperature of $25^{\circ}\text{C} \pm 0.5^{\circ}\text{C}$ and with a speed of $50 \text{ mm/min} \pm 5.0 \%$.
- The internal bath and external body are made of stainless steel, with double wall fiberglass insulation.
- Equipped with thermoregulator to maintain the test temperature during the test.
- In hot areas, upon request, refrigerating unit can be also equipped with the machine (A-440/CU).
- Equipped with circulation motor used to maintain a constant temperature.
- Supplied with ductility mould and plate (set of 2).



SUPPLIED WITH

- Ductility Mould (A-440/M)

TECHNICAL SPECIFICATIONS

- Digital Thermostat & Indicator
- Interior Stainless Steel
- Power Supply: 220 - 240 V / 50 or 60 Hz (110 V / 60 Hz is also available)



Ductility Mould (A-440/M)

EMULSION - DISTILLATION UNIT (A-450)

ASTM D402 • AASHTO T-78

- Used to determine the amount of water in the bitumen and petroleum products. The mechanism of the test is done via distilling the specimen with a water immiscible (volatile solvent).
- Comprises distillation flask, condenser, ring burner and two thermometers.



Emulsion - Distillation Unit (A-450)

TECHNICAL SPECIFICATIONS

- Distillation Flask
- Condenser
- Ring Burner
- Thermometer (2ea)

PARTICLE CHARGE TESTER (A-460)

ASTM D224

- Used to determine the particle charge (cationic) for the asphalt cement (bitumen) emulsion.
- Equipped with milliammeter, variable resistor, rechargeable batteries and two stainless steel electrodes.



Particle Charge Tester (A-460)

TECHNICAL SPECIFICATIONS

- Identify cationic emulsions
- Supplied with:
 - Milliammeter
 - Variable Resistor
 - Rechargeable Battery
 - 2 electrodes (ss)

VACUUM PYCNOMETER (A-490)

ASTM D204 • EN 12697:5 • AASHTO T-209

- Used to rapidly determine the asphalt content, bulk specific gravity of aggregates, the specific gravity of bituminous compacted road mixtures and the percent air voids in the sample.
- Vacuum pump must be ordered separately.



Vacuum Pycnometer (A-490)

TECHNICAL SPECIFICATIONS

- Minimum vacuum required: 30 mm/Hg
- Vacuum pump must be ordered separately.

ROCK MECHANICS



INDEX

ROCK MECHANICS

Item	Code	Page
Rock Classification Hammer	RM-110	199
Digital Point Load Apparatus	RM-120	200
Slake Durability Tester	RM-130	200
Core Cutting Machine	RM-063	201





ROCK CLASSIFICATION HAMMER (RM-110)

- Used to determine the rock classification.
- The impact energy of the equipment is 0.74 Nm
- The core that is going to be tested is placed horizontally and the impact is applied on it.
- Supplied with a carrying case.
- Rock Cradle should be ordered separately.

SUPPLIED WITH

- Carrying Case

TECHNICAL SPECIFICATIONS

- Similar to Concrete Test Hammer
- Impact Energy : 0.74 Nm
- Core is positioned horizontally

Code	Dimensions (± 1 cm)	Approximate Weight (kg)
RM-110	35 x 18 x 16 (h)	2



Rock Classification Hammer (RM-110)



DIGITAL POINT LOAD APPARATUS (RM-120)

- Used to determine the strength value of the rock specimens either in the field or in the laboratory.
- Designed to be light and easily ported from place to another.
- Consists of two-column crosshead frame and a hand operated hydraulic jack, and the load is measured by a pressure transducer with a digital display unit.
- The samples to be tested do not need to be regular in shape since the equipment can perform the test on irregular specimens too.
- Equipped with a digital indicator to measure the result.
- Provided with manual-hydraulic loading.



Digital Point Load Apparatus (RM-120)

TECHNICAL SPECIFICATIONS

- Light and portable
- Can test irregular shaped samples
- Digital indicator
- Manual - Hydraulic Loading

Code	Dimensions (± 1 cm)	Approximate Weight (kg)
RM-120	27 x 33 x 70 (h)	60

SLAKE DURABILITY TESTER (RM-130)

- Used to determine the durability of the rock specimens to weakening and disintegrating when subjected to the climatic slaking effects.
- Equipped with a motorized drive unit that rotates two drums. Drums rotate at 20 rpm inside acrylic water tank.
- The drums are made of stainless steel mesh.



Slake Durability (RM-130)

TECHNICAL SPECIFICATIONS

- Motorized Drive Unit
- Rotates 2 drums
- Rotates at 20 rpm
- Acrylic Water Tank
- Drums of Stainless Steel Mesh
- Drum Size : Ø 140 mm x 100 mm
- Power Supply: 220 - 240 V / 50 or 60 Hz (110 V / 60 Hz is also available)

■ CORE CUTTING MACHINE (RM-063)

- Used to cut core samples.
- Equipped with a disc holder for a maximum diameter of 230 mm.
- The distance of the disc is adjustable according to the user's needs.
- Supplied with a water pump for cooling the materials while cutting.



Core Cutting Machine (RM-063)

● TECHNICAL SPECIFICATIONS

- Used for cutting core samples.
- Disc diameter: Maximum 230 mm.
- Supplied with water pump for cooling.
- Power Supply: 220 - 240 V / 50 or 60 Hz (110 V / 60 Hz is also available)

Code	Dimensions (± 1 cm)	Approximate Weight (kg)
RM-063	110 x 65 x 125 (h)	57



MINING
COAL
IRON & STEEL

INDEX

MINING / COAL / IRON & STEEL

Item	Code	Page
Jaw Crusher	G-412	204
Cylindrical Crusher	G-415	205
Hammer Crusher	M-440	206
Shredder Machine	M-407	206
Disc Mill	G-420	207
Vibratory Disc Mill	G-430	208
Planetary Disc Mill	M-434	209
Universal Cutting Machine	B-062	210
Cutting Machine	B-063	210
Core Cutting Machine	RM-063	210
Laboratory Oven	G-030	211
Sample Splitter	G-080	212
Sieve	B-040	212
Sieve Shaker	B-041	213
Electromechanical Sieve Shaker	B-041/SV	213
Multi-Deck Grading Machine	M-042	213
Flotation Machine	M-050	214
Pressure Filter	M-053	214
Magnetic Separator	M-07x	215
Pellet Press	M-002	216
Pellet Strength Tester	M-003	216
Grinding and Weighing System	M-041/ETS	217
Hammer Crusher	M-440	218
Shatter Indices Tester	M-015	218
Hardgrove Grindability Index Tester	M-195	219
Abrasion and Crumbling Index Tester	M-191	219
Universal Tensile and Compression Tester	UTM-001	220
Compression Tester for Iron/Steel	M-001	221
Steel Sheet Sampling Machine	M-043	222
Aluminum Sampling Machine	M-062	223
Pellet Press	M-002	224
Pellet Strength Tester	M-003	224
Electronic Balance	ET	225
Platform Scale	EB	225
Specific Gravity Frame	TS-100	225

■ JAW CRUSHER (G-412)

- Used to crush samples with medium-hard, hard, brittle and tough materials. Efficiency and safety makes it ideal for sample preparation in laboratories and industrial plants.
- Application examples are so wide such as construction materials, glass, granite, minerals, quartz, rocks, silicon, slag, coal, oxide ceramics ... etc.
- The materials after crushing have high degree of size reduction and high fineness.
- Jaw Dimensions: 100 x 350 mm, made of (16%-18% Mn + 1.5% Cr).
- Double action of jaws that opens/closes from the bottom and the crushing mechanism is from top to bottom.
- Supplied complete with electrical motor.



Jaw Crusher (G-412)

● TECHNICAL SPECIFICATIONS

- Material feed size < 50 mm
- Jaws dimension: 100 x 350 mm
- Jaws are made of (16-18% Mn) + (1.5% Cr)
- Double Action of jaws:
 - Opening /closing at bottom
 - Crushing form up to bottom
- Jaw opening at the bottom is adjustable.
- Power Supply: 380 V / 50 Hz

Code	Dimensions (± 1 cm)	Approximate Weight (kg)
G-412	110 x 65 x 115 (h)	300

■ CYLINDRICAL CRUSHER (G-415)

- Made of hardened steel cylinders. The distance between the cylinders is adjustable.
- The materials feed size is < 20 mm, and it is supplied with overload protection with 2 springs.
- Supplied with feed hopper and collector.
- Supplied complete with the electrical motor.



Cylindrical Crusher (G-415)

● TECHNICAL SPECIFICATIONS

- Material feed size < 20 mm
- Cylinders are steel and hardened.
- Distance between cylinders is adjustable
- Overload protection with 2 springs
- Feed hopper and collector
- Power Supply: 220 - 240 V / 50 or 60 Hz (110 V / 60 Hz is also available)

Code	Dimensions (± 1 cm)
G-415	55 x 60 x 50 (h)

■ HAMMER CRUSHER (M-440)

- Used to crush medium-hard materials and specially coal and coke
- Material feed size is < 50 mm
- Final fineness is maximum 3 mm (with 3 mm sieve installed)
- Capacity: 250 – 700 kg/hr
- Supplied with feed hopper and collector
- Automatic cut-off electricity if the
- Sieves (3 ... 9 mm) upon request (to be specified at the time of order)
- Easy to clean
- Complete with motor




● TECHNICAL SPECIFICATIONS

- Material feed size is < 50 mm
- Final fineness is maximum 3 mm (with 3 mm sieve installed)
- Capacity: 250 – 700 kg/hr

■ SHREDDER MACHINE (M-407)

- Used to shred medium-hard minerals, ores, coal, coke, hard plastic, wood, paper, tires and brittle materials
- Shredding Discs: 150 - 200 mm in diameter
- Capacity: Depending on material to be shredded, 50 - 250 kg/hr
- Heavy-Duty construction
- Low horsepower, energy efficient
- Auto-reversing mechanism to avoid damagin shredding units
- 380 V / 50 Hz



● TECHNICAL SPECIFICATIONS

- Shredding Discs: 150 - 200 mm in diameter
- Capacity: Depending on material to be shredded, 50 - 250 kg/hr
- Heavy-Duty construction
- Auto-reversing mechanism
- 380 V / 50 Hz

DISC MILL (G-420/S)

- Used under rough conditions for grinding of hard, medium-hard, brittle and tough materials
- Required few minutes to achieve the desired grind size, and work continuously
- Application examples: minerals, ores, bauxite, clinkers, chalk, chamotte, concrete, construction materials, soil samples, gypsum ... etc.
- Dust preventing O-Ring on the body
- Discharge opening between discs is adjustable
- Supplied with collector (25 x 20 x 8 cm)



TECHNICAL SPECIFICATIONS

- Capacity : 20 – 100 kg/hr depending on material and final size
- Disc diameter : 170 mm
- Feeding size : < 10 mm
- Final fineness : 50 – 200 microns

DISC MILL (G-420/L)

- Used under rough conditions for grinding of hard, medium-hard, brittle and tough materials
- Required few minutes to achieve the desired grind size, and work continuously
- Application examples: minerals, ores, bauxite, clinkers, chalk, chamotte, concrete, construction materials, soil samples, gypsum ... etc.
- Dust preventing O-Ring on the body
- Discharge opening between discs is adjustable
- Supplied with collector (25 x 20 x 8 cm)



TECHNICAL SPECIFICATIONS

- Capacity : 40 – 200 kg/hr depending on material and final size
- Disc diameter : 205 mm
- Feeding size : < 15 mm
- Final fineness : 50 – 200 microns

■ VIBRATORY DISC MILL (G-430)

- Used for quick grinding, assuring that no sample loss can be experienced.
- It has a very wide range grinding and finishes the job in an extremely short time.
- The maximum materials feed size is 15 mm and grinds to a final fineness of 50 micron.
- The jar size that is supplied with the equipment is 100 ml.



● TECHNICAL SPECIFICATIONS

- Suitable for quick grinding
- No sample loss
- Wide range grinding
- Extremely short grinding time
- Material feed size < 15 mm
- Final Fineness < 50 mic
- Jar Size 100 ml

■ PLANETARY DISC MILL (M-434)

- Used whenever highest fineness is required
- Robust model with 4 grinding stations
- Short grinding time assured by centrifugal force of planetary mixing
- Jars are made of hardened steel (also available in stainless steel upon request)
- Used for grinding minerals, ores, coal, coke, alloys, bentonite, bones, cement clinkers, concrete, glass, gypsum, limestone, polymers, seeds ... etc.
- Feed size is < 10 mm
- Final fineness is < 10 microns
- Speed control for required applications
- Automatic cut-off energy if the cover is opened



● TECHNICAL SPECIFICATIONS

- Robust model with 4 grinding stations
- Feed size is < 10 mm
- Final fineness is < 10 microns
- Speed control for required applications
- Automatic cut-off energy if the cover is opened

UNIVERSAL CUTTING MACHINE (B-062)

- Used to cut construction materials. It is equipped with a disc holder for a maximum diameter of 450 mm.
- Ideal for wet cutting.
- Supplied with precision linear guide bar system with dust proof aluminum cover and Automatic thermal overload protection.



TECHNICAL SPECIFICATIONS

- Disc diameter: 450mm.
- Circulation pump for cooling

CUTTING MACHINE (B-063)

- Used to cut rocks, ores, construction materials ... etc.
- Supplied with a disc holder and a disc having diameter of 350 mm




TECHNICAL SPECIFICATIONS

- Disc Diameter: 350 mm
- Water Inlet for Wet Cutting
- Thermal Overload Protection

CORE CUTTING MACHINE (RM-063)

- Used to cut core samples.
- The distance of the disc is adjustable according to the user's needs.



TECHNICAL SPECIFICATIONS

- Disc diameter: Maximum 230 mm.
- Supplied with water pump for cooling.

LABORATORY OVEN (G-030)



Laboratory Oven - 8000 lt (G-030/8000)



Laboratory Oven - 250 lt (G-030/250)

TECHNICAL SPECIFICATIONS

- Digital Thermostat & Indicator Fitted With overheat thermostat
- Temp max : 200 °C (392 °F) (PID control)
- Interior chamber : Stainless Steel
- Exterior : Powder Coated or Stainless Steel
- Insulation : Thick mineral wool
- Airflow : Forced convection
- Power Supply : 220 - 240 V / 50 or 60 Hz (110 V / 60 Hz is also available)



Laboratory Oven - 400 lt (G-030/400)

■ SAMPLE SPLITTER (G-080)

- Designed to halve/divide aggregates, soils, sands and gravel into two representative halves.
- Made of powder coated enameled steel.



● TECHNICAL SPECIFICATIONS

- Please see pages 42, 108

■ SIEVE (B-040)

ISO 3310:1 • ASTM E11 • BS 410

- All Sieves are made of stainless steel woven wire and frame that meet international specifications.
- The sieve aperture is clearly marked on the metallic label.
- Our sieves are of the highest quality to ensure consistent fit, accurate, specifications and durable construction.
- The sieves are available in two diameters (200 mm) and (300 mm).
- Cover and pan should be ordered separately.



● TECHNICAL SPECIFICATIONS

- Frame and mesh made of stainless steel
- Aperture marked on a metal label
- Available in (ø 200 mm) and (ø 300 mm) diameters

■ SIEVE SHAKER (B-041)

- Operated by electrical motor which provides a more elaborated and standardized sieving to ensure accurate results and eliminate personal errors involved in sieving.
- Available in two sizes:
 - (B-041/200) shaker that can be used for (20 cm) sieves
 - (B-041/300) shaker that can be used for (20 cm) and (30 cm)



● TECHNICAL SPECIFICATIONS

- Lightweight
- Quiet Operation
- Compact and portable
- Built in Timer (60 min)

■ ELECTROMECHANICAL SIEVE SHAKER (B-041/SV)

- Performs perfect sieving by having double-actions: (Swinging motion & Vibration motion)
- Capable of applying both or one of the motions
- Suitable for both dry and wet sieving
- Automatic timer built-in for sieving time



● TECHNICAL SPECIFICATIONS

- Performs perfect sieving by having double-actions: (Swinging motion & Vibration motion)
- Available for \varnothing 200 mm / \varnothing 300 mm / \varnothing 450 mm (to be specified at the time of order)
- Power Supply: 220 - 240 V / 50 or 60 Hz (110 V / 60 Hz is also available)

■ MULTI-DECK GRADING MACHINE (M-042)

- Used specially in mining labs where large quantities of sieving is required.
- Two sieves with decks, each of 300 x 500 mm size, and the openings are 10 mm and 5 mm unless otherwise specified during the order.
- Plastic boxes, as collectors, are supplied for each deck.



● TECHNICAL SPECIFICATIONS

- Equipped with pan at the bottom.
- Adjustable sieving angle.
- Equipped with powerful vibrating motor.
- Power Supply: 380 V (3 phase)

■ FLOTATION MACHINE (M-050)

- DENVER design (similar to D-12)
- Stirrer can be infinitely variable between 50 – 2600 rpm, supplied with digital indicator for speed
- Mechanism to lower/lift the stirring head
- Two flotation stirrers are supplied with the machine:
 - Stainless steel stirrer
 - Polymer stirrer
- Flotation cells are made of stainless steel with capacities 1, 2, 3 and 4 liters
- The base and support column are made of cast aluminum
- Capable of working with 250 – 2000 g of sample



● TECHNICAL SPECIFICATIONS

- Adjustable stirring Frequency (50 - 2600 rpm)
- Capable of working with 250 – 2000 g of sample
- Power Supply: 220 - 240 V / 50 or 60 Hz (110 V / 60 Hz is also available)

■ PRESSURE FILTER (M-053)

- DENVER type Pressure Filter
- Made of stainless steel with a volume of
- Maximum Pressure: 8 kg/cm²
- Supplied with air pressure regulator, gauge, valve and filter pack




● TECHNICAL SPECIFICATIONS

- Made of stainless steel
- Maximum Pressure: 8 kg/cm²

■ MAGNETIC SEPARATOR : DAVIS TUBE TYPE (M-074)

- Consisting of a powerful electromagnetic field intensity
- The angle of the table is adjustable
- Tube moves forward and backward while rotating
- Supplied with collector



● TECHNICAL SPECIFICATIONS

- Wet magnetic separation method
- Adjustable angle

■ MAGNETIC SEPARATOR : DRUM TYPE TYPE (M-075)

- Used to concentrate the fine material with high magnetism
- Consisting of a frame, magnetic drum, mineral box, watering pipe and feeding box.
- Supplied with collector



● TECHNICAL SPECIFICATIONS

- Wet separation method

■ PELLET PRESS (M-002)

- Used for forming high-quality pellets for XRF analysis
- Fully automatic with LCD indicator
- Controlling the pressure force, it also determines the time of build-up of force during pressing
- Even difficult materials are pressed perfectly performing pellets with smooth surface
- Capacity: 300 kN (30 tons)
- LCD indicator:
 - Calibration function (password-protected)
 - Maximum load and time are set
 - Overload protection
- Application examples:
 - Cement, gypsum, ores, raw materials, slag ... etc.



● TECHNICAL SPECIFICATIONS

- Fully automatic with LCD indicator
- Capacity: 300 kN (30 tons)

■ PELLET STRENGTH TESTER (M-003)

- Fully automatic, LCD indicator
- Used to test the strength of pellets
- Can test 60 pcs in a row
- The height is measured before the test
- The average of 60 tests is determined and the test results detects if failure described in the standards
- The graph of each pellet testing is available if required



● TECHNICAL SPECIFICATIONS

- Fully automatic, LCD indicator
- Can test 60 pcs in a row

GRINDING and WEIGHING SYSTEM (M-041/ETS)

- Used wherever accepting the ore to the factory
- There are 4 functions in the system:

Lifting the sample:

- Capacity of the crane winch is 2000 kg
- Travel beam of the winch is limited by switchers
- Manual controlling device of the winch to be used by operator

Feeding:

- The bigbag is filled to the feeding tank by using the crane
- The feeding tank is carried on to the sieving system
- The bottom door is opened hydraulically by the operator

Grading:

- Grading is done by the 3 deck screening
- Each size is collected in the collector

Weighing:

- Different sizes of the materials are weighed by the platform scale



The system is complete with:

- Platform scale with 2000 kg capacity (digital)
- Crane winch and supporting system with control unit
- Three deck grading machine with each deck 1000 x 2000 mm size
- Feeding tank with capacity of 1500 kg with hydraulic bottom door
- Trolleys made of steel construction (4 pcs)

■ HAMMER CRUSHER (M-440)

- Used to crush medium-hard materials and specially coal and coke
- Material feed size is < 50 mm
- Final fineness is maximum 3 mm (with 3 mm sieve installed)
- Capacity: 250 – 700 kg/hr
- Supplied with feed hopper and collector
- Automatic cut-off electricity if the
- Sieves (3 ... 9 mm) upon request (to be specified at the time of order)
- Easy to clean
- Complete with motor



● TECHNICAL SPECIFICATIONS

- Material feed size is < 50 mm
- Final fineness is maximum 3 mm (with 3 mm sieve installed)
- Capacity: 250 – 700 kg/hr

■ SHATTER INDICES TESTER (M-015)

- Used to determine the resistance to breakage after dropping the sample with specified conditions mentioned in standards
- The box has a lifting mechanism by pulleys and 2 door hinged lengthwise with a latch for rapid opening
- Rigid base plate with 4 sides preventing loss of coke



● TECHNICAL SPECIFICATIONS

- Equipped with pulleys and hinged doors
- Rigid base plate with 4 sides preventing loss of coke

■ HARDGROVE GRINDABILITY INDEX TESTER (M-195)

- Used to determine the HGI (Hardgrove Grindability Index) of coal
- Supplied with abrasive spheres (8 ea)
- Weight set is supplied with the machine
- Digital numerator for setting the revolution of the machine and automatically stopping after desired revolution



● TECHNICAL SPECIFICATIONS

- Digital numerator for setting the revolution of the machine and automatically stopping after desired revolution
- Power Supply: 220 - 240 V / 50 or 60 Hz

■ ABRASION and CRUMBLING INDEX TESTER (M-191)

- Used to determine the resistance to abrasion and crumbing of the iron ores, such as pellet and sinter form
- The drum rotates 200 revolutions with 15 kg of sample
- Supplied with 2 test sieves
- Collector at the bottom to collect shredded materials



● TECHNICAL SPECIFICATIONS

- The drum rotates 200 revolutions with 15 kg of sample
- Collector at the bottom to collect shredded materials

■ UNIVERSAL TENSILE and COMPRESSION TESTER (UTM-001)

● TENSILE TESTING

- Fully Automatic - PC Controlled
- Hydraulically operated grippers by 2 independent auxiliary cylinders controlled by separated hydraulic valves
- Upper mobile crosshead driven up/down by a separated motor adjusting the distance between upper and lower grips with electronic distance meter
- Available models:
 - 300 kN (30 tons)
 - 600 kN (60 tons)
 - 1000 kN (100 tons)
 - 2000 kN (200 tons)
- Height: 210 cm only.
- Print of Stress/Strain Diagram and Test Results.



● COMPRESSION TESTING

- Fully Automatic.
- Graphical - LCD Data Acquisition Control System.
- Automatic Load Rate upon Sample Type.
- Stops Automatically, when Test is completed.
- Real time graph indication.
- Total Load and also Per Area are given.
- Test results can be transferred to computer to be printed or from the thermal printer.
- Different units are available.
- Calibration done easily on 5 pts.
- Manual Control is available.
- If weight of sample entered, Unit Weight is determined.
- Rigid Frame.
- Upper and Lower Platens in accordance with international Specifications.
- Upper Seating for Homogeneous Loading.
- Power Supply: 220 - 240 V / 50 or 60 Hz (110 V / 60 Hz is also available)

■ COMPRESSION TESTER for IRON/STEEL (M-001/LCD)

- Used for determining the strength of iron/steel samples by compressing it vertically
- Fully automatic, controlled by computer
- Used to determine the length change by compression
- Built on 4 columns
- Special upper and lower platens
- Automatic cut-off in the door is opened
- The LCD indicator, during the test, shows the following:
 - Load/ shortening graph
 - Special application if shortening: 1/2 or 1/3
 - The length change is readable with 0.01 mm
 - Stopping at desired travel or force
- The data transferred to computer and all sample data is recorded
- Automatic stopping when test is completed



● TECHNICAL SPECIFICATIONS

- Fully automatic, controlled by computer
- Built on 4 columns
- Special upper and lower platens
- Automatic stopping when test is completed
- Power Supply: 220 - 240 V / 50 or 60 Hz (110 V / 60 Hz is also available)

■ STEEL SHEET SAMPLING MACHINE (M-043)

- Used to take samples from metal sheets up to 2 mm thick
- Hydraulic system with capacity of 1000 kN
- Supplied with two moulds that can take samples with diameters of 57.3 mm and 64.5 mm
- The system has a safety valve for overload
- Equipped with safety guard door that stops the machine once opened



● TECHNICAL SPECIFICATIONS

- Capacity: 1000 kN
- Equipped with safety guard door
- Power Supply: 380 V (3 phase)

ALUMINUM SAMPLING MACHINE (M-062)

- Used to prepare circular samples from aluminum ingots for XRF analysis
- Fully automatic, with 3 functions:
 - Drilling
 - Polishing
 - Cutting
- Ingot is placed on the support system and all the a/m functions are done automatically in a short time by an operator
- The sample taken has a desired diameter and thickness with smooth surface



TECHNICAL SPECIFICATIONS

- Fully automatic, with 3 functions:
 - Drilling
 - Polishing
 - Cutting
- Ingot is placed on the support system and all the a/m functions are done automatically in a short time by an operator

PELLET PRESS (M-002)

- Used for forming high-quality pellets for XRF analysis
- Fully automatic with LCD indicator
- Controlling the pressure force, it also determines the time of build-up of force during pressing
- Even difficult materials are pressed perfectly performing pellets with smooth surface
- Capacity: 300 kN (30 tons)
- LCD indicator:
 - Calibration function (password-protected)
 - Maximum load and time are set
 - Overload protection
- Application examples:
 - Cement, gypsum, ores, raw materials, slag ... etc.



TECHNICAL SPECIFICATIONS

- Fully automatic with LCD indicator
- Capacity: 300 kN (30 tons)

PELLET STRENGTH TESTER (M-003)

- Fully automatic, LCD indicator
- Used to test the strength of pellets
- Can test 60 pcs in a row
- The height is measured before the test
- The average of 60 tests is determined and the test results detects if failure described in the standards
- The graph of each pellet testing is available if required



TECHNICAL SPECIFICATIONS

- Fully automatic, LCD indicator
- Can test 60 pcs in a row

■ ELECTRONIC BALANCE (ET / HT)

- The balance has capacity ranges from 30 kg to 200 g and with accuracy from 0.5 g to 0.001 g depending on the type and the purpose of it.
- It is supplied with rechargeable batteries allowing the balance to be used in the laboratory and insitu.
- The balance is provided with under weighing mechanism.



● TECHNICAL SPECIFICATIONS

- Rechargeable battery
- Used both in labs and insitu
- Taring Facility
- Under Weighing mechanism

■ PLATFORM SCALE (EB)

- The equipment frame and design is robust and strong.
- The scale has the taring option.
- Available in 2 types depending on their capacity and readability.



● TECHNICAL SPECIFICATIONS

- Strong and robust
- Push button taring facility
- Power Supply: 220 - 240 V / 50 Hz

■ SPECIFIC GRAVITY FRAME (TS-100)

- The frame can be used to determine the specific gravity of solid materials (concrete, aggregate .. etc)
- The system consists of a highly rigid frame, incorporating moving platform on its lower part, water tank and a density basket.



● TECHNICAL SPECIFICATIONS

- Can be used for specific gravity determination
- Balance should be ordered separately

LAB TOOLS



INDEX

Item	Code	Page
Compressor	GL-01	228
Vacuum Pump	GL-02	228
Scoop - Large	GL-03	228
Air Dryer	GL-04	228
Ph Meter	GL-05	229
Stopwatch	GL-06	229
Timer	GL-07	229
Lab Trolley	GL-08	229
Caliper	GL-09	230
Steel Ruler	GL-10	230
Hotplate	GL-11	230
Trowel	GL-12	230
Hammer	GL-13	231
Rubber Mallet	GL-14	231
Spoon	GL-15	231
Tool Kit	GL-16	231
Spatula	GL-17	232
Wire Brush	GL-18	232
Hair Brush	GL-19	232
Moisture Tin	GL-20	232
Sample Tray	GL-21	233
Mixing Bowl	GL-22	233
Calculator	GL-23	233
Wash Bottle	GL-24	233
Heat-Resistant Gloves	GL-25	234
Pipette	GL-26	234
Tape Meter	GL-27	234
Hydrometer	GL-28	234
Funnel	GL-29	235
Shovel	GL-30	235

LAB TOOLS

Item	Code	Page
Glass Stirring Rod	GL-31	235
Water Trompe	GL-32	235
Chisel	GL-33	236
Scissors	GL-34	236
Specific Gravity Pycnometer	GL-35	236
Feeler Strip Set	GL-36	236
Tripod	GL-37	237
Glass Plate	GL-38	237
Rubber Gloves	GL-39	237
Claw Hammer	GL-42	237
Cross-Section Paper	GL-43	238
Straight Edge	GL-47	238
Evaporating Dish	GPP	238
Mortar and Pestle	GHT	238
Mixing Tray	GNT	239
Unit Weight Measures	BAK	239
Glass Beaker	GCB	240
Plastic Beaker	GPB	240
Specific Gravity Bottle / Pycnometer	GCP	241
Volumetric Flask	GCBJ	241
Desiccator	GCD	242
Test Bottle	GCS	242
Glass Measuring Cylinder	GCM	243
Plastic Measuring Cylinder	GPM	243
Dial Thermometer	GTI	244
Max-Min Thermometer	GTMM	244
Non-Contact Infrared Thermometer	GTL	244
Glass Thermometer	GTC	245
Digital Thermometer	GTD	245

COMPRESSOR (GL-01)



Compressor (GL-01)

VACUUM PUMP (GL-02)



Vacuum Pump (GL-02)

SCOOP (GL-03)



Scoop (GL-03)

AIR DRIER (GL-04)



Air Drier (GL-04)

PH METER (GL-05)



PH Meter (GL-05)

STOP WATCH (GL-06)



Stop Watch (GL-06)

TIMER (GL-07)



Timer (GL-07)

LABORATORY TROLLEY (GL-08)



Laboratory Trolley (GL-08)

CALIPER (GL-09)



Code	GL-09/M/150	GL-09/D/150	GL-09/M/300
Capacity	150 mm	150 mm	300 mm
Readability	0.01 mm	0.01 mm	0.01 mm
Type	Mechanical	Digital	Mechanical

Caliper (GL-09)

STEEL RULER (GL-10)



Steel Ruler (GL-10)

HOTPLATE (GL-11)



Hotplate (GL-11)

TROWEL (GL-12)



Trowel (GL-12)

HAMMER (GL-13)



Hammer (GL-13)

RUBBER MALLET (GL-14)



Rubber Mallet (GL-14)

SPOON (GL-15)



Spoon (GL-15)

TOOL KIT (GL-16)



Tool Kit (GL-16)

SPATULA (GL-17)



Spatula (GL-17)

WIRE BRUSH (GL-18)



Wire Brush (GL-18)

HAIR BRUSH (GL-19)



Hair Brush (GL-19)

MOISTURE TIN (GL-20)



Moisture Tin (GL-20)

SAMPLE TRAY (GL-21)



Sample Tray (GL-21)

MIXING BOWL (GL-22)



Mixing Bowl (GL-22)

CALCULATOR (GL-23)



Calculator (GL-23)

WASH BOTTLE (GL-24)



Wash Bottle (GL-24)

HEAT RESISTANT GLOVES (GL-25)



Heat Resistant Gloves (GL-25)

PIPETTE (GL-26)




Pipette (GL-26)

TAPE METER (GL-27)



Tape Meter (GL-27)

HYDROMETER (GL-28)



Hydrometer (GL-28)

FUNNEL (GL-29)



Funnel (GL-29)

SHOVEL (GL-30)



Shovel (GL-30)

GLASS STIRRING ROD (GL-31)



Glass Stirring Rod (GL31)

WATER TROMP (GL-32)



Water Tromp (GL-32)

CHISEL (GL-33)



Chisel (GL-33)

SCISSORS (GL-34)



Scissors (GL-34)

PYCNOMETER (GL-35)



Pycnometer (GL-35)

FEELER STRIP SET (GL-36)



Feeler Strip Set (GL-36)

TRIPOD (GL-37)

Tripod (GL-37)

GLASS PLATE (GL-38)

Glass Plate (GL-38)

RUBBER GLOVES (GL-39)

Rubber Gloves (GL-39)

CLAW HAMMER (GL-42)

Claw Hammer (GL-42)

CROSS-SECTION PAPER (GL-43)



Cross-Section Paper (GL-43)

STRAIGHT EDGE (GL-47)



Straight Edge (GL-47)

EVAPORATING DISH (GPP)



Evaporating Dish (GPP)

MORTAR AND PESTLE (GHT)



Mortar and Pestle (GHT)

MIXING TRAY (GNT)

Code	Size
GNT/S	Small
GNT/M	Medium
GNT/L	Large



Mixing Tray (GNT)

UNIT WEIGHT MEASURES (BAK)

Code	Capacity
BAK/01	1 lt
BAK/03	3 lt
BAK/05	5 lt
BAK/07	7 lt
BAK/10	10 lt
BAK/14	14 lt
BAK/15	15 lt
BAK/28	28 lt
BAK/30	30 lt



Unit Weight Measures (BAK)

GLASS BEAKER (GCB)

Code	GCB/0100	GCB/0250	GCB/0600	GCB/1000
Capacity	100 ml	250 ml	600 ml	1000 ml



Glass Beaker (GCB)

PLASTIC BEAKER (GPB)

Code	GPB/0100	GPB/0250	GPB/0500	GPB/1000
Capacity	100 ml	250 ml	500 ml	1000 ml



Plastic Beaker (GPB)

SPECIFIC GRAVITY BOTTLE / PYCNOMETER (GCP)

Code	GCP/0025	GCP/0050	GCP/0100	GCP/0500	GCP/1000	GCP/2000
Capacity	25 ml	50 ml	100 ml	500 ml	1000 ml	2000 ml



VOLUMETRIC FLASK (GCBJ)

Code	GCBJ/0100	GCBJ/0250	GCBJ/0500	GCBJ/1000
Capacity	100 ml	250 ml	500 ml	1000 ml



Volumetric Flask (GCBJ)

DESICCATOR (GCD)



Code	GCD/210	GCD/240	GCD/300	GCD/210-V	GCD/240-V	GCD/300-V
Diameter	210 mm	240 mm	300 mm	210 mm	240 mm	300 mm
Vacuum	-	-	-	Vacuum	Vacuum	Vacuum

TEST BOTTLE (GCS)

Code	Capacity
GCS/0500	500 ml
GCS/1000	1000 ml
GCS/2000	2000 ml



Test Bottle (GCS)

GLASS MEASURING CYLINDER (GCM)

Code	Capacity
GCM/0050	50 ml
GCM/0100	100 ml
GCM/0250	250 ml
GCM/0500	500 ml
GCM/1000	1000 ml
GCM/2000	2000 ml



Glass Measuring Cylinder (GCM)

PLASTIC MEASURING CYLINDER (GPM)

Code	Capacity
GPM/0050	50 ml
GPM/0100	100 ml
GPM/0250	250 ml
GPM/0500	500 ml
GPM/1000	1000 ml
GPM/2000	2000 ml



Plastic Measuring Cylinder (GPM)

DIAL THERMOMETER (GTI)



GTI/300

GTI/070

Code	GTI/070	GTI/300
Range	-40 to +70°C	0 to 300°C

Dial Thermometer (GTI)

MAX-MIN THERMOMETER (GTMM)



Code

GTMM/50

Capacity

-50 to +50°C

Max-Min Thermometer (GTMM)

NON-CONTACT (LASER) INFRARED THERMOMETER (GTL)



Non-Contact Infrared Thermometer (GTL)


THERMO-HYGROMETER (GTHM)



Thermo-Hygrometer (GTHM)

GLASS THERMOMETER (GTC)

Code	GTC/100	GTC/200	GTC/300	GTC/360
Range	0 to 100 °C	0 to 200 °C	0 to 300 °C	0 to 360 °C
Graduation	1 °C	1 °C	1 °C	1 °C



Glass Thermometer (GTC)

DIGITAL THERMOMETER (GTD)

Code	GTD/300
Range	-50 °C to +300 °C



Digital Thermometer (GTD)


MOBILE LAB



INDEX

MOBILE LABORATORY

Item	Code	Page
Mobile Laboratory	ML	249





MOBILE LABORATORY

for
TESTING

- CONCRETE
- SOIL
- ASPHALT



MOBILE LABORATORY (ML-001)

- We can offer a complete line of Mobile Laboratory with special design to meet all possible environments such as cold or tropical climate.

The main tree types are:

- Container
- Trailer Mounted
- Van Mounted



FACILITIES

- Office / Bedroom section
- Lighting & Electric sockets
- Electric generator
- Air Conditioning / Aspirator Fan
- Water Tank, WC & Sink



Mobile Laboratory (ML-001)





INDEX

INDEX

INDEX

Item	Page
Analytical Index	252
Code Index	262

ANALYTICAL INDEX

	Item	Code	Page	
A	Abrasion and Crumbling Index Tester	M-191	219	
	Abrasion Tester for Concrete Tiles and Natural Stones	AG-197	120	
	Abrasion Tester, Dorry (Böhme)	AG-199	121	
	Abrasion Tester, Los Angeles	AG-191	117	
	Abrasion Tester, Micro-Deval	AG-195	123	
	Abrasive Charges for AG-191	AG-191/AC	119	
	Aggregate Crushing Value	AG-210	124	
	Aggregate Impact Value	AG-220	125	
	Aggregate Shape Gauge	AG-036	111	
	Air Dryer	GL-04	228	
	Airmeter	B-320/B	67	
	Aluminum Sampling Machine	M-062	223	
	Asphalt Heater	A-050/H	188	
	Asphalt Oven with Rotating Shelves	A-030/TFO	183	
	Automatic Cement Mixer	C-050/A	103	
	Automatic Marshall Compactor	A-015	177	
	Automatic Mortar Mixer	C-050/A	103	
	Automatic Soil Compactor	T-055	139	
	Automatic Vicat Apparatus	C-090/A	99	
	B	Balance, Electronic	ET, HT	39
Balance, Mechanical		MT	38	
Balloon Density Apparatus		T-067	135	
Basket, Density		TS-105	40	
Beaker, Glass		GCB	240	
Beaker, Plastic		GPB	240	
Beam Mould		B-017	59	
Bitumen Content Oven - Ignition Method		A-030/IGN	181	
Bitumen Penetrometer		A-090	179	
Blain Apparatus		C-035	96	
Böhme Abrasion Tester, Dorry		AG-199	121	
Brush, Hair		GL-19	232	
Brush, Wire		GL-18	232	
C		Cabinet for AG-191, Noise Reduction	AG-191/SPC	119
		Calculator	GL-23	233
		Calibration Container for T-061	T-061/x/CC	136
	Caliper	GL-09	230	
	Capping Set, Cylindrical	B-015	58	
	Casagrande Apparatus - Liquid Limit Device	T-030	129	
	Casagrande Apparatus - Motorized Liquid Limit Device	T-030/M	128	
	CBR Equipment	T-01x	150	
	CBR Tester, Field	T-005	148	

ANALYTICAL INDEX

	Item	Code	Page
C	CBR Tester, Laboratory - Digital	T-001/D	149
	CBR Tester, Laboratory - LCD	T-001/LCD	147
	Cement Compression and Flexural Tester	C-001/LCD	93
	Cement Compression Test Mould	C-011	95
	Cement Flexural Test Mould	C-011/04	95
	Cement Flow Table	C-021	101
	Cement Flow Table, Motorized	C-021/M	100
	Cement Mixer	C-050	102
	Cement Mixer, Automatic	C-050/A	103
	Cement Vibrating Machine	C-126	97
	Centrifuge Extractor	A-031	187
	Chisel	GL-33	236
	Claw Hammer	GL-42	237
	Climatic Chamber	G-035	30
	Compacting Factor Apparatus	B-185	64
	Compaction Determination Apparatus	T-065	135
	Compactor, Automatic Marshall	A-015	177
	Compactor, Automatic Soil	T-055	139
	Compression Jig	C-011/CJ	94
	Compression Tester	B-001/LCD	49
	Compression Tester for Iron/Steel	M-001	221
	Compressor	GL-01	228
	Concrete Beams, Flexure Apparatus	B-003/BFA	55
	Concrete Flow Table	B-024	60
	Concrete Penetrometer	B-135	64
	Concrete Pipe Testing Machine	B-001/PT	57
	Concrete Test Hammer	B-110	77
	Concrete Test Hammer, Digital	B-110/D	76
	Concrete Tiles Abrasion Tester	AG-197	120
	Concrete Water Impermeability Tester	B-245	72
	Cone Penetrometer	T-090	130
	Consistometer, Vebe	B-130	60
	Consolidation - Oedometer	T-210	154
	Constant Head Permeability Set	T-250/CH	152
	Controlling Unit for Curing Tank	B-140/CU	69
	Conversion Frame for Field CBR	T-005/L	148
	Core Bits for Asphalt	A-065/x	184
	Core Bits for Concrete	B-061/x	75
	Core Cutting Machine	RM-063	201
	Coring Machine	B-061	75
Coring Machine - Portable	A-066	185	

ANALYTICAL INDEX

	Item	Code	Page	
C	Coring Machine - Trailer Mounted	A-065	184	
	Crack Detection Microscope	B-250	78	
	Cradle	TS-106	40	
	Cross-Section Paper	GL-43	238	
	Crusher, Cylindrical	G-415	205	
	Crusher, Hammer	M-440	206, 218	
	Crusher, Jaw	G-412	204	
	Crushing Value, Aggregate	AG-210	124	
	Cube Mould, Plastic	B-011/P	59	
	Cube Mould, Steel	B-011/M	59	
	Curing Tank Controlling Unit	B-140/CU	69	
	Curing Tank, Metal	B-140/M	69	
	Curing Tank, Plastic	B-140/P	68	
	Cutting Machine	B-063	74	
	Cylinder Mould	B-010	58	
	Cylindrical Capping Set	B-015	58	
	Cylindrical Crusher	G-415	205	
D	Density Basket	TS-105	40	
	Desiccator	GCD	242	
	Dial Indicator	DI	44	
	Dial Penetrometer	T-308	132	
	Dial Thermometer	GTI	244	
	Digital Concrete Test Hammer	B-110/D	76	
	Digital Plate Load Set	T-063	153	
	Digital Point Load Apparatus	RM-120	200	
	Digital Thermometer	GTD	245	
	Direct Shear Tester	T-220	156	
	Disc Mill	G-420	207	
	Disc Mill, Planetary	M-434	209	
	Disc Mill, Vibratory	G-430	208	
	Distillation Unit, Emulsion	A-450	194	
	Distillation Unit, Water	G-045	32	
	Dorry Abrasion Tester (Böhme)	AG-199	121	
	Drum-Type Mixer	B-121	70	
	Ductility Mould	A-440/M	193	
	Ductility Tester	A-440	193	
	Durability Tester, Slake	RM-130	200	
	Dynamic Penetrometer, Lightweight	T-300/LW	134	
	Dynamic Penetrometer, TRL	T-300/TRL	134	
	E	Electrical Density Gauge	EDG	145
		Electromechanical Sieve Shaker	B-041/SV	37

ANALYTICAL INDEX

	Item	Code	Page	
E	Electromechanical Tensile Tester	UTM-001/EM	89	
	Electronic Balance	ET, HT	39	
	Emulsion Distillation Unit	A-450	194	
	Evaporating Dish	GPP	238	
	Extractor, Centrifuge	A-031	187	
	Extractor, Reflux	A-035	187	
	Extruder, Sample (Asphalt)	A-020	178	
	Extruder, Sample (Soil)	T-020	151	
	Extruder, Universal	T-025	151	
F	Falling Head Permeability Set	T-250/FH	152	
	Feeler Strip Set	GL-36	236	
	Ferrodetecter	B-050/H	73	
	Field CBR Tester	T-005	148	
	Filter Paper	FP	188	
	Flakiness / Thinkness Gauge	AG-032	110	
	Flakiness Sieve Set	AG-030	109	
	Flash Point Apparatus	A-470	186	
	Flask, Le Chatelier	C-022	104	
	Flask, Volumetric	GCBJ	241	
	Flexural Jig	C-011/FJ	94	
	Flexural Testing Machine	B-003/LCD	56	
	Flexure Apparatus for Concrete Beams	B-003/BFA	55	
	Flotation Machine	M-050	214	
	Flow Table, Cement	C-021	101	
	Flow Table, Concrete	B-024	60	
	Flow Table, Motorized Cement	C-021/M	100	
	Funnel	GL-29	235	
	G	Glass Beaker	GCB	240
		Glass Measuring Cylinder	GCM	243
Glass Plate		GL-38	237	
Glass Stirring Rod		GL-31	235	
Glass Thermometer		GTC	245	
Gloves, Heat-Resistant		GL-25	234	
Gloves, Rubber		GL-39	237	
Grid Sieve Set		AG-038	111	
Grindability Index Tester, Hardgrove		M-195	219	
Grinding and Weighing System		M-041/ETS	217	
H		Hair Brush	GL-19	232
		Hammer	GL-13	231
		Hammer Crusher	M-440	206, 218
	Hammer, Rock Classification	RM-110	199	

ANALYTICAL INDEX

	Item	Code	Page	
H	Hand Vane Tester	T-175	133	
	Hardgrove Grindability Index Tester	M-195	219	
	Heater, Asphalt	A-050/H	188	
	Heat-Resistant Gloves	GL-25	234	
	Hi-Low Detector - Travelling Beam	A-069	178	
	Hotplate	GL-11	230	
	Hydrometer	GL-28	234	
I	Impact Value, Aggregate	AG-220	125	
	Impurities Set, Organic	AG-240	114	
	Iron/Steel Compression Tester	M-001	221	
J	Jaw Crusher	G-412	204	
	Jolting Table	C-125	97	
	J-Ring Apparatus	B-027	63	
K	Kinematic Viscometer	A-435	192	
	Lab Trolley	GL-08	229	
L	Laboratory CBR Tester - Digital	T-001/D	149	
	Laboratory CBR Tester - LCD	T-001/LCD	147	
	Laboratory Oven	G-030	27	
	L-Box Apparatus	B-026	62	
	Le Chatelier Bath	G-040/06	105	
	Le Chatelier Flask	C-022	104	
	Le Chatelier Mould	C-023	104	
	Length Gauge	AG-034	110	
	Lightweight Dynamic Penetrometer	T-300/LW	134	
	Liquid Limit Device - Casagrande Apparatus	T-030	129	
	Liquid Limit Device, Motorized - Casagrande Apparatus	T-030/M	128	
	Load Cell	LC	45	
	Load Ring	LR	44	
	Los Angeles Abrasion Tester	AG-191	117	
	M	Magnetic Separator	M-07x	215
		Marsh Funnel	C-015	96
		Marshall Compactor, Automatic	A-015	177
		Marshall Mixer	A-050	189
		Marshall Mould	A-010	176
		Marshall Stability Tester - Digital	A-001/D	176
Marshall Stability Tester - LCD		A-001/LCD	175	
Marshall Water Bath		G-040	180	
Max-Min Thermometer		GTMM	244	
Measuring Cylinder, Glass		GCM	243	
Measuring Cylinder, Plastic		GPM	243	
Mechanical Balance		MT	38	

ANALYTICAL INDEX

	Item	Code	Page
M	Metal Curing Tank	B-140/M	69
	Methylene Blue Set	AG-041	115
	Micro-Deval Abrasion Tester	AG-195	123
	Microwave Oven	G-030/MW	30
	Mixer, Automatic Cement / Mortar	C-050/A	103
	Mixer, Cement / Mortar	C-050	102
	Mixer, Drum-Type	B-121	70
	Mixer, Marhsall	A-050	189
	Mixer, Pan-Type	B-120	71
	Mixing Bowl	GL-22	233
	Mixing Tray	GNT	239
	Mobile Laboratory	ML	249
	Modified Proctor Mould	T-050/M-M	138
	Modified Proctor Rammer	T-050/M-R	138
	Modified Proctor Set	T-050/M	138
	Moisture / Temperature Tester	T-462	140
	Moisture Tin	GL-20	232
	Mortar and Pestle	GHT	238
	Mortar Mixer	C-050	102
	Mortar Mixer, Automatic	C-050/A	103
	Motorized Cement Flow Table	C-021/M	100
	Motorized Liquid Limit Device - Casagrande Apparatus	T-030/M	128
	Mould, Beam	B-017	59
	Mould, Cement Compression	C-011	95
	Mould, Cement Flexural	C-011/04	95
	Mould, Cylinder	B-010	58
	Mould, Ductility	A-440/M	193
	Mould, Le Chatelier	C-023	104
	Mould, Marshall	A-010	176
	Mould, Modified Proctor	T-050/M-M	138
	Mould, Plastic Cube	B-011/P	59
	Mould, Standard Proctor	T-050/S-M	138
	Mould, Steel Cube	B-011/M	59
	Mud Balance	C-014	96
Muffle Furnace	G-050	31	
Multi-Deck Grading Machine	M-042	37	
N	Natural Stones Abrasion Tester	AG-197	120
	Noise Reduction Cabinet for AG-191	AG-191/SPC	119
	Non-Contact Infrared Thermometer	GTL	244
	Nuclear Density / Moisture Gauge (Asphalt)	EZ-121	191
	Nuclear Density / Moisture Gauge (Soil)	EZ-121	143

ANALYTICAL INDEX

	Item	Code	Page
O	Oedometer - Consolidation	T-210	154
	Organic Impurities Set	AG-240	114
	Oven, Laboratory	G-030	27
	Oven, Microwave	G-030/MW	30
P	Pan-Type Mixer	B-120	71
	Particle Charge Tester	A-460	194
	Pellet Press	M-002	216, 224
	Pellet Strength Tester	M-003	216, 224
	Penetrometer, Bitumen	A-090	179
	Penetrometer, Conceret	B-135	64
	Penetrometer, Cone	T-090	130
	Penetrometer, Dial	T-308	132
	Penetrometer, Lightweight Dynamic	T-300/LW	134
	Penetrometer, Pocket	T-304	132
	Penetrometer, Soil	T-310	133
	Penetrometer, TRL Dynamic	T-300/TRL	134
	Permeability Set, Constant Head	T-250/CH	152
	Permeability Set, Falling Head	T-250/FH	152
	Ph Meter	GL-05	229
	Pipette	GL-26	234
	Planetary Disc Mill	M-434	209
	Plastic Beaker	GPB	240
	Plastic Cube Mould	B-011/P	59
	Plastic Curing Tank	B-140/P	68
	Plastic Limit Set	T-035	131
	Plastic Measuring Cylinder	GPM	243
	Plate Load Set, Digital	T-063	153
	Platform Scale	EB	38
	Pocket Penetrometer	T-304	132
	Point Load Apparatus, Digital	RM-120	200
	Poker Vibrator	B-128	65
	Portable Coring Machine	A-066	185
	Pressure Filter	M-053	214
	Proctor Mould, Modified	T-050/M-M	138
	Proctor Mould, Standard	T-050/S-M	138
	Proctor Rammer, Modified	T-050/M-R	138
	Proctor Rammer, Standard	T-050/S-R	138
	Proctor Set, Modified	T-050/M	138
	Proctor Set, Standard	T-050/S	138
Profoscope	B-050/P	73	
Pycnometer, Specific Gravity	GL-35	236	

ANALYTICAL INDEX

	Item	Code	Page	
P	Pycnometer, Specific Gravity Bottle	GCP	241	
	Pycnometer, Vacuum	A-490	195	
R	Rammer, Modified Proctor	T-050/M	138	
	Rammer, Standard Proctor	T-050/S	138	
	Reflux Extractor	A-035	187	
	Ring and Ball Softening Point Apparatus	A-472	186	
	Rock Classification Hammer	RM-110	199	
	Rolling Thin Film Oven	A-030/RTFO	182	
	Rubber Gloves	GL-39	237	
	Rubber Mallet	GL-14	231	
	S	Sample Extruder (Asphalt)	A-020	178
		Sample Extruder (Soil)	T-020	151
Sample Splitter		G-080	42, 108	
Sample Tray		GL-21	233	
Sampling Machine, Aluminum		M-062	223	
Sampling Machine, Steel Sheet		M-043	222	
Sand Absorption Cone and Tamper		AG-200	122	
Sand Cone Set		T-061	136	
Sand Equivalent Set		AG-040	113	
Sand Equivalent Shaker		AG-040/SS	112	
Saybolt Viscometer		A-430	192	
Scale, Platform		EB	38	
Scissors		GL-34	236	
Scoop - Large		GL-03	228	
Shaker, Electromechanical Sieve		B-041/SV	37	
Shaker, Sand Equivalent		AG-040/SS	112	
Shaker, Sieve		B-041	36	
Shape Gauge, Aggregate		AG-036	111	
Shatter Indices Tester		M-015	218	
Shear Tester, Direct		T-220	156	
Shovel		GL-30	235	
Shredder Machine		M-407	206	
Shrinkage Limit Set		T-037	131	
Sieve		B-040	34	
Sieve Set, Flakiness		AG-030	109	
Sieve Set, Grid		AG-038	111	
Sieve Shaker		B-041	36	
Sieve Shaker, Electromechanical		B-041/SV	37	
Skid Resistance Tester		AG-190	122	
Slab Testing Machine		B-004	56	
Slake Durability Tester		RM-130	200	

ANALYTICAL INDEX

	Item	Code	Page	
S	Slump Set	B-020	61	
	Softening Point Apparatus, Ring and Ball	A-472	186	
	Soil Compactor, Automatic	T-055	139	
	Soil Penetrometer	T-310	133	
	Spatula	GL-17	232	
	Specific Gravity Bottle / Pycnometer	GCP	241	
	Specific Gravity Frame	TS-100	41	
	Specific Gravity Pycnometer	GL-35	236	
	Speedy Moisture Tester, Universal Carbide	T-068	141	
	Splitter, Sample	G-080	42, 108	
	Splitter, Universal Sample	G-081	43, 109	
	Spoon	GL-15	231	
	Standard Proctor Mould	T-050/S-M	138	
	Standard Proctor Rammer	T-050/S-R	138	
	Standard Proctor Set	T-050/S	138	
	Steel Cube Mould	B-011/M	59	
	Steel Ruler	GL-10	230	
	Steel Sheet Sampling Machine	M-043	222	
	Stirring Rod, Glass	GL-31	235	
	Stopwatch	GL-06	229	
	Straight Edge	GL-47	238	
	T	Tape Meter	GL-27	234
		Temperature / Moisture Tester	T-462	140
Tensile Tester, Electromechanical		UTM-001/EM	89	
Test Bottle		GCS	242	
Testing Anvil		B-117	76	
Thermometer, Dial		GTI	244	
Thermometer, Digital		GTD	245	
Thermometer, Glass		GTC	245	
Thermometer, Max-Min		GTMM	244	
Thermometer, Non-Contact Infrared		GTL	244	
Thickness / Flakiness Gauge		AG-032	110	
Timer		GL-07	229	
Tin, Moisture		GL-20	232	
Tool Kit		GL-16	231	
Trailer Mounted Coring Machine		A-065	184	
Travelling Beam - Hi-Low Detector		A-069	178	
Triaxial Tester		T-5001/A	159	
Tripod		GL-37	237	
TRL Dynamic Penetrometer		T-300/TRL	134	
Trowel		GL-12	230	

ANALYTICAL INDEX

	Item	Code	Page	
U	Ultrasonic Tester	B-048	79	
	Uniaxial Tester	T-201/D	155	
	Unit Weight Measures	BAK	239	
	Universal Carbide Tester (Speedy Moisture Tester)	T-068	141	
	Universal Cutting Machine	B-062	74	
	Universal Extruder	T-025	151	
	Universal Sample Splitter	G-081	43, 109	
	Universal Tensile and Compression Tester	UTM-001	83	
	U-Shape Box Apparatus	B-029	63	
V	Vacuum Pump	GL-02	228	
	Vacuum Pycnometer	A-490	195	
	Vane Tester, Hand	T-175	133	
	Vebe Consistometer	B-130	60	
	V-Funnel Apparatus	B-025	62	
	Vibrating Machine, Cement	C-126	97	
	Vibrating Table	B-125	65	
	Vibratory Disc Mill	G-430	208	
	Vicat Apparatus	C-090	98	
	Vicat Apparatus, Automatic	C-090/A	99	
	Viscometer, Kinematic	A-435	192	
	Viscometer, Saybolt	A-430	192	
	Volumetric Flask	GCBJ	241	
	W	Wash Bottle	GL-24	233
		Water Bath	G-040	33
		Water Bath, Marshall	G-040	180
Water Distillation Unit		G-045	32	
Water Impermeability Tester, Concrete		B-245	72	
Water Level Indicator		T-470	140	
Water Trompe		GL-32	235	
Wire Brush	GL-18	232		

CODE INDEX

	Code	Description	Page
A	A-001/D	Marshall Stability Tester – Digital	176
	A-001/LCD	Marshall Stability Tester – LCD	175
	A-010	Marshall Mould	176
	A-015	Automatic Marshall Compactor	177
	A-020	Sample Extruder	178
	A-030/IGN	Bitumen Content Oven – Ignition Method	181
	A-030/RTFO	Rolling Thin Film Oven	182
	A-030/TFO	Asphalt Oven with Rotating Shelves	183
	A-031	Centrifuge Extractor	187
	A-035	Reflux Extractor	187
	A-050	Marshall Mixer	189
	A-050/H	Asphalt Heater	188
	A-065	Coring Machine – Trailer Mounted	184
	A-065/x	Core Bit	184
	A-066	Coring Machine – Portable	185
	A-069	Hi-Low Detector – Travelling Beam	178
	A-090	Bitumen Penetrometer	179
	A-430	Saybolt Viscometer	192
	A-435	Kinematic Viscometer	192
	A-440	Ductility Tester	193
	A-440/M	Ductility Mould	193
	A-450	Emulsion Distillation Unit	194
	A-460	Particle Charge Tester	194
	A-470	Flash Point Apparatus	186
	A-472	Ring and Ball Softening Point Apparatus	186
	A-490	Vacuum Pycnometer	195
	AG-030	Flakiness Sieve Set	109
	AG-032	Thickness / Flakiness Gauge	110
	AG-034	Length Gauge	110
	AG-036	Aggregate Shape Gauge	111
	AG-038	Grid Sieve Set	111
	AG-040	Sand Equivalent Set	113
	AG-040/SS	Sand Equivalent Shaker	112
	AG-041	Methylene Blue Set	115
	AG-190	Skid Resistance Tester	122
	AG-191	Los Angeles Abrasion Tester	117
	AG-191/AC	Abrasive Charges for AG-191	119
	AG-191/SPC	Noise Reduction Cabinet for AG-191	119
	AG-195	Micro-Deval Testing Machine	123
	AG-197	Abrasion Tester for Concrete Tiles and Natural Stones	120
	AG-199	Dorry Abrasion Tester (Böhme)	121

CODE INDEX

	Code	Description	Page
A	AG-200	Sand Absorption Cone and Tamper	122
	AG-210	Aggregate Crushing Value	124
	AG-220	Aggregate Impact Value	125
	AG-240	Organic Impurities Set	114
B	B-001/LCD	Compression Tester	49
	B-001/PT	Concrete Pipe Testing Machine	57
	B-003/BFA	Flexure Apparatus for Concrete Beams	55
	B-003/LCD	Flexural Testing Machine	56
	B-004	Slab Testing Machine	56
	B-010	Cylinder Mould	58
	B-011/M	Steel Cube Mould	59
	B-011/P	Plastic Cube Mould	59
	B-015	Cylindrical Capping Set	58
	B-017	Beam Mould	59
	B-020	Slump Set	61
	B-024	Concrete Flow Table	60
	B-025	V-Funnel Apparatus	62
	B-026	L-Box Apparatus	62
	B-027	J-Ring Apparatus	63
	B-029	U-Shape Box Apparatus	63
	B-040	Sieve	34
	B-041	Sieve Shaker	36
	B-041/SV	Electromechanical Sieve Shaker	37
	B-048	Ultrasonic Tester	79
	B-050/H	Ferrodetecter	73
	B-050/P	Profoscope	73
	B-061	Coring Machine	75
	B-061/x	Core Bits for Concrete	75
	B-062	Universal Cutting Machine	74, 210
	B-063	Cutting Machine	74, 210
	B-110	Concrete Test Hammer	77
	B-110/D	Digital Concrete Test Hammer	76
	B-117	Testing Anvil	76
	B-120	Pan-Type Mixer	71
	B-121	Drum-Type Mixer	70
	B-125	Vibrating Table	65
	B-128	Poker Vibrator	65
	B-130	Vebe Consistometer	60
	B-135	Concrete Penetrometer	64
B-140/CU	Controlling Unit for Curing Tank	69	
B-140/M	Metal Curing Tank	69	

CODE INDEX

	Code	Description	Page	
B	B-140/P	Plastic Curing Tank	68	
	B-185	Compacting Factor Apparatus	64	
	B-245	Concrete Water Impermeability Tester	72	
	B-250	Crack Detection Microscope	78	
	B-320/B	Airmer	67	
	BAK	Unit Weight Measures	239	
C	C-001/LCD	Cement Compression and Flexural Tester	93	
	C-011	Cement Compression Test Mould	95	
	C-011/04	Cement Flexural Test Mould	95	
	C-011/CJ	Compression Jig	94	
	C-011/FJ	Flexural Jig	94	
	C-014	Mud Balance	96	
	C-015	Marsh Funnel	96	
	C-021	Cement Flow Table	101	
	C-021/M	Motorized Cement Flow Table	100	
	C-022	Le Chatelier Flask	104	
	C-023	Le Chatelier Mould	104	
	C-035	Blain Apparatus	96	
	C-050	Cement / Mortar Mixer	102	
	C-050/A	Automatic Cement / Mortar Mixer	103	
	C-090	Vicat Apparatus	98	
	C-090/A	Automatic Vicat Apparatus	99	
	C-125	Jolting Table	97	
	C-126	Cement Vibrating Machine	97	
	D	DI	Dial Indicator	44
		E	EB	Platform Scale
EDG	Electrical Density Gauge		145	
ET	Electronic Balance		39	
EZ-121	Nuclear Density / Moisture Gauge		143, 191	
F	FP		Filter Paper	188
	G	G-030	Laboratory Oven	27
G-030/MW		Microwave Oven	30	
G-035		Climatic Chamber	30	
G-040		Water Bath	33, 180	
G-040/06		Le Chatelier Bath	105	
G-045		Water Distillation Unit	32	
G-050		Muffle Furnace	31	
G-080		Sample Splitter	42, 108	
G-081		Universal Sample Splitter	43, 109	
G-412		Jaw Crusher	204	
G-415		Cylindrical Crusher	205	

CODE INDEX

	Code	Description	Page
G	G-420	Disc Mill	207
	G-430	Vibratory Disc Mill	208
	GCB	Glass Beaker	240
	GCBJ	Volumetric Flask	241
	GCD	Desiccator	242
	GCM	Glass Measuring Cylinder	243
	GCP	Specific Gravity Bottle / Pycnometer	241
	GCS	Test Bottle	242
	GHT	Mortar and Pestle	238
	GL-01	Compressor	228
	GL-02	Vacuum Pump	228
	GL-03	Scoop - Large	228
	GL-04	Air Dryer	228
	GL-05	Ph Meter	229
	GL-06	Stopwatch	229
	GL-07	Timer	229
	GL-08	Lab Trolley	229
	GL-09	Caliper	230
	GL-10	Steel Ruler	230
	GL-11	Hotplate	230
	GL-12	Trowel	230
	GL-13	Hammer	231
	GL-14	Rubber Mallet	231
	GL-15	Spoon	231
	GL-16	Tool Kit	231
	GL-17	Spatula	232
	GL-18	Wire Brush	232
	GL-19	Hair Brush	232
	GL-20	Moisture Tin	232
	GL-21	Sample Tray	233
	GL-22	Mixing Bowl	233
	GL-23	Calculator	233
GL-24	Wash Bottle	233	
GL-25	Heat-Resistant Gloves	234	
GL-26	Pipette	234	
GL-27	Tape Meter	234	
GL-28	Hydrometer	234	
GL-29	Funnel	235	
GL-30	Shovel	235	
GL-31	Glass Stirring Rod	235	
GL-32	Water Trompe	235	

CODE INDEX

	Code	Description	Page	
G	GL-33	Chisel	236	
	GL-34	Scissors	236	
	GL-35	Specific Gravity Pycnometer	236	
	GL-36	Feeler Strip Set	236	
	GL-37	Tripod	237	
	GL-38	Glass Plate	237	
	GL-39	Rubber Gloves	237	
	GL-42	Claw Hammer	237	
	GL-43	Cross-Section Paper	238	
	GL-47	Straight Edge	238	
	GNT	Mixing Tray	239	
	GPB	Plastic Beaker	240	
	GPM	Plastic Measuring Cylinder	243	
	GPP	Evaporating Dish	238	
	GTC	Glass Thermometer	245	
	GTD	Digital Thermometer	245	
	GTI	Dial Thermometer	244	
	GTL	Non-Contact Infrared Thermometer	244	
	GTMM	Max-Min Thermometer	244	
	H L	HT	Electronic Balance	39
LC		Load Cell	45	
LR		Load Ring	44	
M	M-001	Compression Tester for Iron/Steel	221	
	M-002	Pellet Press	216, 224	
	M-003	Pellet Strength Tester	216, 224	
	M-015	Shatter Indices Tester	218	
	M-041/ETS	Grinding and Weighing System	217	
	M-042	Multi-Deck Grading Machine	37, 213	
	M-043	Steel Sheet Sampling Machine	222	
	M-050	Flotation Machine	214	
	M-053	Pressure Filter	214	
	M-062	Aluminum Sampling Machine	223	
	M-07x	Magnetic Separator	215	
	M-191	Abrasion and Crumbling Index Tester	219	
	M-195	Hardgrove Grindability Index Tester	219	
	M-407	Shredder Machine	206	
	M-434	Planetary Disc Mill	209	
	M-440	Hammer Crusher	206, 218	
	ML	Mobile Laboratory	249	
	MT	Mechanical Balance	38	
	R	RM-063	Core Cutting Machine	201, 210

CODE INDEX

	Code	Description	Page
M	RM-110	Rock Classification Hammer	199
	RM-120	Digital Point Load Apparatus	200
	RM-130	Slake Durability Tester	200
T	T-001/D	Laboratory CBR Tester - Digital	149
	T-001/LCD	Laboratory CBR Tester - LCD	147
	T-005	Field CBR Tester	148
	T-005/L	Conversion Frame for Field CBR	148
	T-01x	CBR Equipment	150
	T-020	Sample Extruder	151
	T-025	Universal Extruder	151
	T-030	Liquid Limit Device - Casagrande Apparatus	129
	T-030/M	Motorized Liquid Limit Device - Casagrande Apparatus	128
	T-035	Plastic Limit Set	131
	T-037	Shrinkage Limit Set	131
	T-050/M	Modified Proctor Set	138
	T-050/M-M	Modified Proctor Mould	138
	T-050/M-R	Modified Proctor Rammer	138
	T-050/S	Standard Proctor Set	138
	T-050/S-M	Standard Proctor Mould	138
	T-050/S-R	Standard Proctor Rammer	138
	T-055	Automatic Soil Compactor	139
	T-061	Sand Cone Set	136
	T-061/x/CC	Calibration Container for T-061	136
	T-063	Digital Plate Load Set	153
	T-065	Compaction Determination Apparatus	135
	T-067	Balloon Density Apparatus	135
	T-068	Universal Carbide Tester (Speedy Moisture Tester)	141
	T-090	Cone Penetrometer	130
	T-175	Hand Vane Tester	133
	T-201/D	Uniaxial tester	155
	T-210	Oedometer - Consolidation	154
	T-220	Direct Shear Tester	156
	T-250/CH	Constant Head Permeability Set	152
	T-250/FH	Falling Head Permeability Set	152
	T-300/LW	Lightweight Dynamic Penetrometer	134
	T-300/TRL	TRL Dynamic Penetrometer	134
	T-304	Pocket Penetrometer	132
	T-308	Dial Penetrometer	132
	T-310	Soil Penetrometer	133
	T-462	Moisture / Temperature Tester	140
	T-470	Water Level Indicator	140

CODE INDEX

	Code	Description	Page
T	T-5001/A	Triaxial Tester	159
	TS-100	Specific Gravity Frame	41
	TS-105	Density Basket	40
	TS-106	Cradle	40
U	UTM-001	Universal Tensile and Compression Tester	83
	UTM-001/EM	Electromechanical Tensile Tester	89



PO Box 7000-516
Redondo Beach
CA 90277
USA

Tel : +1 310 987 52 52
Mail : info@alfatestusa.com
Web : www.alfatestusa.com

Melih Gokcek Blv.
ALFA Plaza No: 113
Ivedik OSB
Ankara
TURKEY

Tel : +90 312 395 25 22
Fax : +90 312 395 25 27
Mail : info@alfatest.com.tr
Web : www.alfatest.com.tr

